

TENRYU

Making Quality Saw Blades Since 1913

GENERAL CATALOG



"It has been a real blessing to discover a tool company that is just as passionate about the blades they make as I am about the work I do every day." -Gary Striegler
(Craftsman Builders, Inc.)

Ver. 9102G


TENRYU AMERICA, INC.

TENRYU-Dependable, Precision Saw Blades

For the finest saw blades in the world, look no further than TENRYU. TENRYU is known around the globe as the premier manufacturer of quality saw blades. Satisfied customers attest to the reliable performance of TENRYU saw blades worldwide.

TENRYU America Inc. distributes saw blades in the Americas for TENRYU Saw Manufacturing Company, Ltd. With five manufacturing facilities, TENRYU is Japan's leading maker of industrial carbide-tipped saw blades.

TENRYU makes over 3,000 different types of carbide blades for woodworking, metalworking, plastic cutting and machining other composite materials.



Individual Attention Given to Every Blade

Creating a TENRYU saw blade involves at least 40 separate processes that are executed by the most knowledgeable and experienced saw blade makers in the world. While produced in large quantity, every blade gets individual attention during production.

Only the Finest Steel Will Do

TENRYU uses only the very best steel in its quality blades. Incoming steel lots go through a host of inspections such as tests for consistency, tensile strength and hardness. Each lot must fall within a specified tolerance or it is not accepted. This means TENRYU suppliers must be especially careful manufacturing the steel to ensure quality.

Before production begins, every bit of steel is earmarked for a particular type of blade with specific instructions for each individual production plan. The blades are then blueprinted for the entire production run and coded so computers can track them from point one to final inspection.



Precision Plate Cutting, Hardening and Grinding Processes

TENRYU uses laser on high-end blades to incorporate thin-gap expansion slots. All TENRYU plates are hardened to at least 40 HRC so they can withstand heavy loads and continue working with excellent results.

All plates are guaranteed to be flat. TENRYU's proprietary flattening and surface grinding processes ensure plates that are distortion free and have uniform thickness.

TENRYU blends high-tech scientific techniques with old-world craftsmanship to ensure that its saw blades are unsurpassed in design and workmanship.

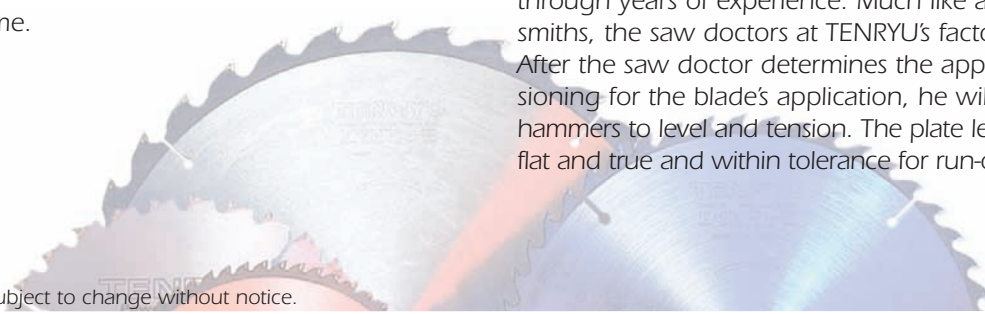
Designed for Ultimate Performance

Sound design is the foundation of TENRYU's high quality saw blades. To produce blades that give the finest cuts, our designers consider the material that will be cut, the type of machine that will be used for the cut and the desired outcome.

Hand Craftsmanship Assures Proper Tensioning

Hammering is a special craft that is learned only through years of experience. Much like ancient swordsmiths, the saw doctors at TENRYU's factory are artisans. After the saw doctor determines the appropriate tensioning for the blade's application, he will use special hammers to level and tension. The plate leaves his hands flat and true and within tolerance for run-out and balance.

All specifications subject to change without notice.



Each Tooth Honed to a Mirror Finish

The TENRYU grinding process is a painstaking one. Each tooth is perfectly honed. Proprietary cooling methods assist with creating mirror-like finishes on the carbide teeth.

All Blades Individually Inspected

Each blade is individually inspected with high-powered magnifiers to examine each tooth for proper honing and consistent tip-to-body braze.

Satisfaction Guaranteed

If a customer feels he or she has a less than perfect blade, rest assured. Satisfaction is guaranteed.



A Word About Safety

To help prevent serious injury, or even death:

- **Read, understand and follow all instructions** and warnings in the tool instruction manual as well as those provided with recommended accessories. This is absolutely essential!
- **Keep all guards in place** and in proper working order.
- **Learn, know and respect** all that you can about the causes and preventions of kickback with your saw. If you don't know, don't use the saw.
- **Maintain blades** and other power tool accessories with care. Keep blades sharp and clean for best and safest performance.
- **Be sure to mount and secure blades** on proper and appropriate tools according to the tool's instruction manual.
- **Always unplug the tool** before mounting blades.
- **Consider work area environment.** Keep all bystanders and fellow workers a safe distance away.
- **Always wear safety goggles** or safety glasses with side shields complying with current national standard and a full face shield when needed. This requirement includes other necessary workers in your work area. They need to be protected too!
- **Be sure to securely clamp workpieces and support evenly.** Check frequently to be sure clamps remain secure.

Warranty Policy

Tenryu America, Inc. guarantees all Tenryu products against defects in material and workmanship. Tenryu America, Inc. will repair or replace any product that our inspection proves to be defective in material or workmanship.

This warranty does not cover: a) abuse; b) misuse; c) normal wear and tear; d) improper application; e) failure to mount and secure product properly; f) alterations made to the product by other than Tenryu America, Inc. or Tenryu Authorized Facilities.

Tenryu America, Inc. authorizes no other warranty; written, verbal or implied.

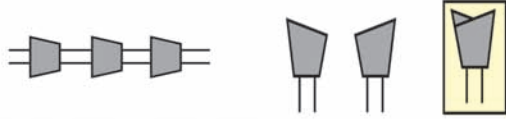
Should you suspect a problem, call 1 (800) 951-SAWS(7297) and request a RGA form with a pre-assigned RGA#. Then send the product, freight prepaid, to Tenryu America, Inc. at 3601 Hargrave Drive, Hebron, KY 41048. The RGA form listing the complete description of the cutting application, machine being used, material description, etc. **must** be submitted with the product being claimed.

Tenryu will do its very best to conduct a prompt inspection and give a quick resolution to each claim request submitted properly.

Tooth Geometry

TENRYU

Tooth Geometry



ATB (Alternate Top Bevel)
Typical for cross-grain. Also used on ripping blades

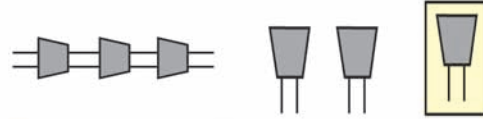
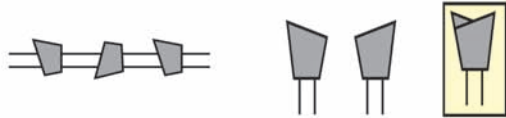
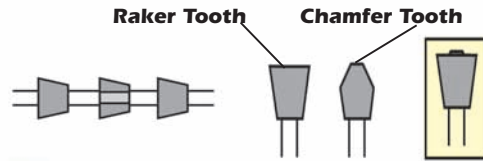


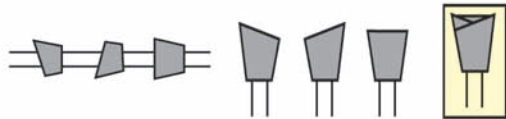
FIG (Flat Top Grind)
- Most effective when cutting with the grain.



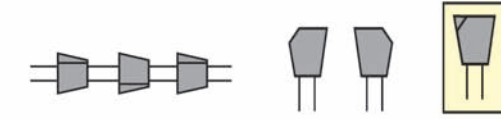
ATAF (Alternate Top Alternate Face)
- Extra sharp cutting tips reduce load on saw.
- Face beveling diverts cutting load left and right, instead of straight on.
- Creates a better shearing action - especially in cross-grain, natural wood.




ICG (Triple Chip Grind)
- Center of kerf is cut first. Then FLAT-TOP RAKER cleans out chips and widens the cut.
- Commonly used for longer SHARP-LIFE in hard materials. Also good for ripping if RAKE is POSITIVE



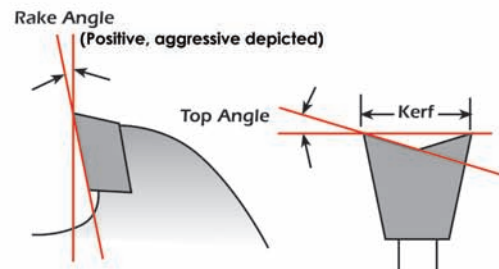
ATAFR (Alternate Top Alternate Face w/ Raker)
- Also known as ATBR. **(If no face bevel)**
- The FLAT-TOP RAKER sits LOWER, adds stability during cut and helps clean out and eject chips



MTCG (Modified Triple Chip Grind)
- Commonly used for mild steel cutting



HATB (High, Alternate Top Bevel)
- Steep, top bevel angle grind, combined with unaggressive rake angle for chip free cuts in melamine and the finest plywoods.



New Items

TENRYU is constantly developing new blades to meet the high demands of our customers. Throughout this catalog you will see many exciting new items.

General Rules Of Thumb

General Rules of Thumb

Relating to Circular Saw Blades

More Teeth =

- Smoother Finished edges.
- Better for THIN materials.
- Slower cut.
- "Heavier" (harder to push) feeds.
- Increased load (amp draw) on the saw.
- Increased heat build-up at the tip.

Fewer Teeth =

- Faster cutting.
- Better for THICK materials.
- "Lighter" (easier to push) feeds.
- Reduced load (amp draw) on the saw.
- "Cooler" running tips for longer sharp-life.

Thin Kerf vs. Standard Kerf

Thin Kerf =

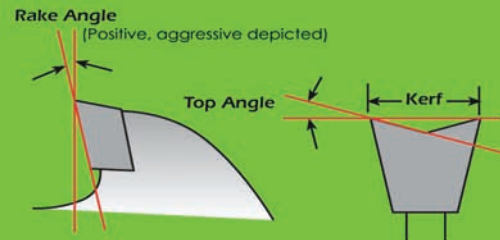
- Saves saw power.
- Reduces material waste.
- Cuts faster and easier.
- Cooler cutting tips.
- Requires SUPERIOR BLADE BODY (plate) technology to manufacture successfully.

Standard Kerf =

- Generally, heavier duty.
- Tendency for straighter cuts in severe cutting applications.
- Requires far greater saw power.
- "Hotter" running tips reduce SHARP-LIFE.
- Easier and less costly to manufacture.

Rake Angles:

a.k.a Hook Angles



When considering blades, refer to rake angle specifications in our catalog.

Aggressive Rake

vs.

Neutral or Negative Rake

Higher, Positive Rake Angles

- More aggressive and more efficient cutting.
- Greater tendency to "grab" materials.
- "Lighter" (easier to push) feeds.
- Cooler cutting tips (for longer "sharp-life").

1. Best suited for TABLE SAW applications.
2. NOT recommended for thin materials on MITER SAWS.
3. AVOID USE on RADIAL ARM saws. The potential for dangerous climb-cuts may exist

Neutral(0) and Negative Rake


- Less aggressive, less efficient.
- Less tendency to "grab". Less "pull".
- Somewhat smoother edges.
- "Heavier" (harder to push) feeds.
- "Hotter" running tips reduce SHARP-LIFE

1. Well suited for TABLE SAW, MITER SAW and RADIAL ARM SAW use.
2. Less aggressive and better for thin or "splintery" material.
3. Much better for RADIAL ARM SAWS than positive rake angles

Testimonials

This is a table saw blade I would NOT want to be without when I make my rocking chairs! It saves me TIME and MONEY! When I install this blade on my saw it stays for a VERY long time before I have to remove it for sharpening. By the time it needs sharpening the quality of cut has not degraded. It simply gets harder to push the wood through the blade.

In the last quarter century I have cut around 25,000 laminations for back braces and rockers. The thickness of these laminations ranges from 1/16" to 1/8". Tenryu has made my task much easier through the years by providing a clean, accurate cut that is immediately ready for glue-up! – Hal Taylor (Hal Taylor Rocking Chairs)



I have made my living cutting and fitting joints with wood trim since 1976, but I have to admit I don't think I have ever made a perfect joint (I have come close several times). It has always been my goal to get as close to perfection as possible.

Pretty early on I realized that three things have to line up for a great cut: the skill of the craftsman, the accuracy of the saw, and the quality of the blade. If you take the most skilled carpenter and give him a substandard saw or a poor quality blade he will have to work extremely hard just to get average results.












The saws that I use have gotten better over the years and I like to think that my skills have increased a little too, but the quality of my work took a huge step forward when I started using Tenryu blades. When I rip a board on my table saw it can be hard to tell the difference between a freshly cut edge and one that has been run over my joiner. Every piece of molding I cut has a mirror smooth edge and blade deflection is never an issue. I am also amazed at their durability. I have been able to keep the same blade on my miter saw for as long as 6 months. I really appreciate that they offer a full line high Quality blades for every saw that I use right down to my 7 1/4 inch circular saw.

I am still driven to exceptional work (hoping for that perfect joint someday) even on the most challenging projects. It is what keeps me going. It has been a real blessing to discover a tool company that is just as passionate about the blades they make as I am about the work I do every day. – Gary Striegler (Craftsman Builders Inc.)

Visit WWW.TENRYU.COM for more information

Tool Application Symbol Legend

The following symbols are used throughout this catalog to indicate the types of tools/machinery that certain series of blades are intended to be used with to achieve the highest performance and longevity.

	Table Saw		Low RPM Dry Cut Saw		Panel Saw
	Circular Saw		Miter Saw		Angle Grinder
	Radial Arm Saw		Battery Powered Saw		Plunge-cut Saw

Contents

Board-Pro & Board-Pro Plus Series (BP)	8
Coated Silencer Series (SL)	13
Cord-Free Series for Wood (CF)	7
Diamond-Pro Series (DA)	22
FESTOOL KAPEX® Series	14
Gold Medal Dado (GMD)	16
Gold Medal Series (GM)	15
Industrial Blade Series (IW, IL, IS)	18
Industrial Blade Series for Sliding Table Saw (IL, IW)	19
Mel-Pro Series (ML)	20
Miter-Pro & Miter-Pro Series Plus (MP)	17
Panel-Pro Series (PP)	10
Plastic Cutter Series (PC)	21
Plunge-Cut Saw Blade Series (PS)	14
Power Tool Series (PT) for Miter & Slide Miter Saw	10
Power Tool Series (PT) for Portables & Small Table Saws	9
Pro Series for Plastic (PRP)	21
Pro Series for Solid Surface (PRS)	12
Pro Series for Wood Material (PR)	11
Rapid-Cut Series (RS)	12
Silencer Series (SL)	13
Tenryu Super Diamond Series (TSD)	22
Ultimate Trim Saw Blade Series (SL)	13

Visit WWW.TENRYU.COM for more information

Cord-Free Series



First and MOST COMPLETE LINE of premium saw blades made especially for cordless saws.

The growth in the cordless saw industry has created a void with the cord-free series when it comes to accessory blades. TENRYU has filled the void.

EACH BLADE FEATURES:

- Ultra-thin, perfectly tensioned steel plates for true run. This saves precious battery power and life.
- Precision honed, high-grade carbide for easy, smooth cuts and long life.
- Tooth configurations to meet specific cutting material and thickness applications.

CORD-FREE SERIES for WOOD MATERIALS*

MODEL NO.	DIA	TEETH	ARBOR	GRIND	RAKE	KERF	MAX RPM	APPLICATION
CF-08520	3-3/8"	20	15mm	ATB	10	0.039	2240	For cutting wood with 3-3/8" cordless saws. Makita, or B&D.
CF-13530W	5-3/8"	30	10mm	ATAF	20	0.047	3200	For general purpose with 5-3/8" DeWALT cordless saw.
CF-14036W	5-1/2"	36	10mm	ATAF	15	0.063	4200	For cutting wood with 5-1/2" cordless saws. Craftsman or Ryobi.
CF-15218W	6"	18	1/2"	ATAF	15	0.063	2600	For ripping wood with 6" Porter Cable trim saw.
CF-15236W	6"	36	1/2"	ATAF	15	0.063	2600	For general purpose with 6" Porter Cable trim saw.
CF-16516WB	6-1/2"	16	5/8"	ATAF	20	0.059	3900	For ripping wood with 6-1/2" cordless saws. Bulk packaged.
CF-16524W	6-1/2"	24	5/8"	ATAF	20	0.059	3900	For general purpose with 6-1/2" cordless saws. Many manufacturers.
CF-16524WB	6-1/2"	24	5/8"	ATAF	20	0.059	3900	For general purpose with 6-1/2" cordless saws. Bulk packaged.
CF-16540W	6-1/2"	40	5/8"	ATAF	20	0.059	3900	For finish cutting with 6-1/2" cordless saws. Many manufacturers.
CF-16540WB	6-1/2"	40	5/8"	ATAF	20	0.059	3900	For finish cutting with 6-1/2" cordless saws. Bulk packaged.

*** See also: Power Tool Series.....(Page 9)
 Silencer Series.....(Page 13)
 Ultimate Trim Saw Blade Series....(Page 14)**

Steel Cutting and Aluminum Cutting saw blades for cordless saws are listed in the Metal Cutting Saw Blade Catalog section on the other side of this catalog.

Visit WWW.TENRYU.COM for more information

Board Pro Plus & Board Pro Series



The **BEST CHOICE** for
LONG LASTING PERFORMANCE
when cutting Fiber Cement Board.

Fiber Cement Board is a very abrasive material that wears down normal carbide very quickly. The **TENRYU BOARD-PRO PLUS** incorporates **PCD (Poly-Crystalline Diamond)** tips for longer life.



EACH BOARD-PRO PLUS BLADE FEATURES:

- Perfectly-tensioned, hardened tool-steel plates for flat, true run.
- **Select quality PCD (Poly-Crystalline Diamond) faced tips for longer life.**
- Extra long blade life.
- **LOWER COST PER CUT!**
- **LESS DUST** than traditional blades produce.
- Designed for cutting multiple stacked sheets.

BOARD –PRO PLUS SERIES - Poly-Crystalline Diamond Faced Tips

MODEL NO.	DIA	TEETH	ARBOR	GRIND	RAKE	KERF	MAX RPM	APPLICATION
BP-16504	6-1/2"	4	5/8"KO	FTG	12	0.091	9250	Single/Stacked sheets up to 5 sheets
BP-18505	7-1/4"	5	5/8"KO	FTG	12	0.091	8300	Single/Stacked sheets up to 5 sheets
BP-25506	10"	6	5/8"	FTG	8	0.098	5870	Single/Stacked sheets up to 5 sheets
BP-30508	12"	8	1"	FTG	8	0.098	5000	Single/Stacked sheets up to 5 sheets



EACH BOARD-PRO BLADE FEATURES:

- Perfectly-tensioned, hardened tool-steel plates for flat, true run.
- **Select quality carbide grade.**
- TENRYU quality craftsmanship.
- Economically priced.
- **LESS DUST** than traditional blades produce.

BOARD-PRO SERIES – Special Grade Carbide Tipped (For Single Sheet Cutting only)

MODEL NO.	DIA	TEETH	ARBOR	GRIND	RAKE	KERF	MAX RPM	APPLICATION
BP-18524	7-1/4"	24	5/8"KO	ATAF	10	0.075	8300	Fast cuts on 1-2 sheet thickness
PT-18540CB	7-1/4"	40	5/8"KO	ATAF	12	0.073	8300	Great for trimming on single sheet
BP-30540	12"	40	1"	ATAF	5	0.091	5000	Great for trimming on single sheet, only straight cuts (Not for bevelling)

Framing Blades* - Power Tool Series



PT-18524AM
GENERAL PURPOSE

FAST & SMOOTH
PT-18524V
HIGH PERFORMANCE



PT-18524P
WET OR PRESSURE TREATED

*See page 9 for blade specifications & applications

Visit WWW.TENRYU.COM for more information

Power Tool Series



Power Tool Series for the Contractor

Exceptional features and superior quality, Thin Kerf

TENRYU'S comprehensive line of blades for portable and stationary power tools. More variety, better quality and greater value. Sizes range from 4" to 12" for most types of applications. The TENRYU **PT SERIES** goes on to include thin kerf wood cutting blades designed especially for smooth cuts on miter and slide-compound. See below.

BLADE FEATURES:

- Fully hardened, expertly tensioned tool steel bodies absorb impact, remain flat and true, and resist excess heat build-up.
- High-grade, C-3, fine-grain tungsten carbide tips resist erosion for extended blade life.
- Aggressive rake angles for maximum cutting speed and efficiency.
- Each tip is precision honed on all four exposed surfaces. This minimizes micro-chipping along the sharp edge of the tip and results in a sharper, longer-lasting edge.
- Thin kerf for less waste and lighter cutting performance (reduced feed pressure).
- Inserted tooth design on some models greatly increases the body-to-tip braze area for greater support and tip strength.
- Expansion slots and/or variable pitch gullets keep blade true under stressful work loads.
- Can be resharpened for extended blade life.

POWER TOOL SERIES - Primarily for Portable Saws and Table Saws.

MODEL NO.	DIA	TEETH	ARBOR	GRIND	RAKE	KERF	MAX RPM	APPLICATION
PT-10006-1	4"	6	22mm	FTG	20	0.157	11000	For very clean and accurate biscuit slots
PT-10006-2	4"	6	22mm	ATAFR	25/-15	0.157	11000	For exceptionally clean and smooth biscuit slots
PT-10024	4"	24	20mm	ATAF	18	0.055	11000	Woodworking with Makita 5044KB, or 4200NH
PT-11036	4-3/8"	36	20mm	ATAF	15	0.063	13800	For fine trim woodworking with Makita trim saw
PT-11536	4-1/2"	36	3/8"	ATAF	15	0.063	13200	For fine trim woodworking with Porter Cable trim saw
PT-14036	5-1/2"	36	5/8", 1/2"	ATAF	15	0.063	10800	For fine trim woodworking with Makita trim saw
PT-15236	6"	36	1/2"	ATAF	15	0.063	9500	For fine trim woodworking with Porter Cable trim saw
PT-16524	6-1/2"	24	5/8"KO	ATB	20	0.079	9250	General woodworking with 6-1/2" corded, or cordless circular saws
PT-16524-T	6-1/2"	24	5/8"KO	ATAF	20	0.059	9250	Thin-kerf general woodworking with 6-1/2" corded, or cordless circular saws
PT-16540	6-1/2"	40	5/8"KO	ATB	20	0.079	9250	Finish woodworking with 6-1/2" corded, or cordless circular saws
PT-16540CR	6-1/2"	40	BEVEL	ATB	18	0.063	5300	For Crain jamb saw : model #810(H), not for No. 812H, 820
PT-16540-T	6-1/2"	40	5/8"KO	ATB	18	0.063	9250	Thin-kerf finish woodworking with 6-1/2" corded, or cordless circular saws
PT-18516B	7-1/4"	16	5/8"KO	ATB	27	0.073	8300	Our fastest framing and ripping saw blade with INSERTED teeth
PT-18524AM	7-1/4"	24	5/8"KO	ATB	20	0.073	8300	The AMIGO 24 Tooth contractor blade. Fast and long cutting life.
PT-18524P	7-1/4"	24	5/8"KO	ATB	20	0.073	8300	Great for wet, or pressure treated lumber. Green coating.
PT-18524V	7-1/4"	24	5/8"KO	ATB	20	0.073	8300	The unique VARIABLE PITCH design for wood, pressure treated, or composite decking.
PT-18540	7-1/4"	40	5/8"KO	ATB	27	0.073	8300	Unique INSERT tooth design cross cutting blade.
PT-18540B	7-1/4"	40	5/8"KO	ATAF	18	0.063	8300	Ultra thin-kerf for finish cross cutting. Bulk packaged.
PT-18540-T	7-1/4"	40	5/8"KO	ATB	18	0.063	8300	Ultra thin-kerf for finish cross/rip cutting.
PT-20360	8"	60	5/8"KO	ATAF	5	0.087	7300	Smooth finish woodworking with 8" saws. Also good for vertical panel saws
PT-21018	8-1/4"	18	5/8"KO	ATB	25	0.075	7300	Fast ripping with circular, table, or chop saws. INSERTED tooth design.
PT-21040	8-1/4"	40	5/8"KO	ATB	15	0.079	7300	General woodworking with 8-1/4" saws.
PT-21060	8-1/4"	60	5/8"KO	ATAF	12	0.079	7300	Finish woodworking with 8-1/4" saws.
PT-21624	8-1/2"	24	5/8"	ATB	15	0.087	7000	Fast cutting. Good for heavy stock.
PT-21640	8-1/2"	40	5/8"	ATB	15	0.087	7000	General woodworking
PT-26036	10-1/4"	36	5/8"KO	ATAF	20	0.079	5870	Ripping wood with Big Foot saw

Visit WWW.TENRYU.COM for more information

Power Tool Series



For Miter and Slide Miter Saws

The "PT" Series blades for miter, and slide miter saws, range in sizes from 8-1/2" for the popular Hitachi through 12" diameters. 14" blades for older saws can be found on page 11 in our Pro Series for Wood. 15" miter saw blades are available in our Miter-Pro Series on page 17.

NOTE: This series may also be used for crosscutting applications on table saws.



EACH BLADE FEATURES:

- Thin kerf design is easier on miter saw motors and brakes.
- Fully hardened, expertly tensioned tool steel bodies.
- Fine grain tungsten carbide tips with fine grit honing for keen edges.
- Excellent price/value

POWER TOOL SERIES - For Miter or Slide Miter Saws

MODEL NO.	DIA	TEETH	ARBOR	GRIND	RAKE	KERF	MAX RPM	APPLICATION
PT-21660-1	8-1/2"	60	5/8" KO	ATAF	5	0.079	7000	Finish cross cutting on wood.
PT-21680	8-1/2"	80	5/8"	ATAF	10	0.087	7000	Super smooth woodworking
PT-23040	9"	40	5/8"	ATAF	5	0.087	6400	General woodworking 9" miter, or table saws
PT-25540	10"	40	5/8"	ATB	0	0.083	5870	General purpose woodworking . Good for heavy stock.
PT-25550	10"	50	5/8"	ATAF	15	0.091	5870	Great value finish cutting saw blade. INSERTED tooth design.
PT-25560	10"	60	5/8"	ATB	0	0.083	5870	General purpose woodworking
PT-25560D	10"	60	5/8"	TCG	10	0.087	5870	General purpose woodworking. TCG grind.
PT-25572A	10"	72	5/8"	ATB	15	0.098	5870	Clean cutting on wood
PT-25590	10"	90	5/8"	ATAF	10	0.091	5870	Super smooth woodworking
PT-305100	12"	100	1"	ATAF	5	0.094	5000	Super smooth woodworking
PT-30560	12"	60	1"	ATAF	3	0.094	5000	General purpose woodworking . Good for heavy stock.
PT-30580	12"	80	1"	ATAF	5	0.094	5000	General purpose woodworking

Panel-Pro Series



Excellent for long lasting, precise cuts in wood, wood composites, and laminated materials on panel saws.

Panel saws are often used to cut large sheets of "difficult" materials like MDF, melamine or particle board. These materials are laden with chemicals and adhesives which attack the carbide causing corrosion of the cutting edge. The Panel-Pro blades come equipped with our best anti-corrosive micro-grain carbide. That, plus our super-flat, perfectly tensioned plate adds up to very precise, long lasting performance on your panel saw!

For cutting aluminum materials on panel saws, see our Alumi-Cut Series blades. For cutting Solid Surface Materials, see our Pro Series for Solid Surface.

Try these blades even without the scoring saw- you'll love the results!

EACH BLADE FEATURES:

- Fully-hardened, expertly-tensioned tool steel bodies for true and accurate cuts.
- High-grade, extra hard, wear-resistant carbide tips for long life.
- Fine grit honing of carbide edges for clean, smooth cuts.
- Resin bond-filled expansion slots for reduced vibration and quieter cutting.



Panel-Pro Series

MODEL NO.	DIA	TEETH	ARBOR	GRIND	RAKE	KERF	MAX RPM	APPLICATION
PP-20360AB	8"	60	5/8"	ATAFR	0	0.110	7300	For 8" vertical panel saws (Milwaukee, Safety Speedcut)
PP-22060AB	220mm	60	30mm*	ATAFR	0	0.110	6900	For European panel saws (220mm)
PP-30075AB	300mm	75	30mm*	ATAFR	0	0.110	5100	For European vertical panel saws, or sliding table saws (300mm)

*with pin-drive holes

Visit WWW.TENRYU.COM for more information

Pro Series for Wood



TENRYU'S superior quality line for professional craftsmen


Laser cut, press tempered, individually hammer tensioned, and chrome-plated bodies bring the cutting edge to the workpiece with unparalleled precision. Fine grain carbide tips are given the tooth configuration to do the job right. Pro Series blades are also made to handle non-ferrous metal cutting, plastics, or solid surface materials. These blades are made to satisfy the most demanding craftsmen.

EACH BLADE FEATURES:

- Fully-hardened, expertly-tensioned tool steel bodies for true and accurate cuts.
- High-grade, fine grain, C-3 wear-resistant carbide tips for long life.
- Fine grit honing of carbide edge for clean, smooth cuts.
- Resin bond-filled expansion slots act as built in dampeners- keeping your cuts quiet and the saw's plate vibration-free!

"The cuts were so quiet and effortless that I thought I had forgotten to raise the blade."
 10", 60 tooth, PR-25560D
 Fine Woodworking, Nov/Dec 1997 (page110)

STANDARD BLADE TENRYU PRO SERIES



Reduced vibration results in extended life of of tip edge. Note comparison of standard blade to TENRYU blade.

(After cutting 4.3 miles of particle board!)

Pro Series for Wood Materials

MODEL NO.	DIA	TEETH	ARBOR	GRIND	RAKE	KERF	MAX RPM	APPLICATION
PR-25560CBN	10"	60	5/8"	ATB	20	0.110	5870	Fast and clean table saw blade. ATB grind.
PR-25560D	10"	60	5/8"	TCG	10	0.110	5870	Fast and clean table saw blade. TCG grind.
PR-25580CBN	10"	80	5/8"	ATB	20	0.118	5870	Clean, finish cross-cutting table saw blade. ATB grind.
PR-25580D	10"	80	5/8"	TCG	10	0.118	5870	Clean, finish cross-cutting table saw blade. TCG grind.
PR-255100AB	10"	100	5/8"	ATAFR	15	0.118	5870	For use in veneer plywood or thinner stock with table saws.
PR-30560CBN	12"	60	1"	ATB	20	0.118	5000	General purpose table saw blade. Combination. Good for thick stock.
PR-30580CBN	12"	80	1"	ATB	20	0.118	5000	General purpose cross-cutting table saw blade. Good for thick stock.
PR-305100AB	12"	100	1"	ATAFR	15	0.118	5000	For use in veneer plywood or thinner stock with table saws.
PR-35580AB	14"	80	1"	ATAFR	15	0.118	4300	General purpose table saw blade. Combination. Good for thick stock.
PR-355100AB	14"	100	1"	ATAFR	15	0.118	4300	For use in veneer plywood or thinner stock with table saws.
PR-405100CBN	16"	100	1"	ATB	20	0.126	3690	For use in veneer plywood or thinner stock with table saws.

SEE PAGE 18 for Extra Heavy-duty Blade choices

Visit WWW.TENRYU.COM for more information

Pro Series for Solid Surface



EACH BLADE FEATURES:

- Laser cut, fully-hardened tool steel plates for industrial use.
- Individually hand-tensioned plates for true, accurate cuts.
- Built-in dampening system to minimize vibration and reduce noise.
- Fine-grain, C-3, premium-grade carbide tips for smoother cuts and longer life.

Pro Series for Solid Surface (PRS) Materials

MODEL NO.	DIA	TEETH	ARBOR	GRIND	RAKE	KERF	MAX RPM	APPLICATION
PRS-18540	7-1/4"	40	5/8" KO	TCG	-5	0.094	5800	For clean, easy cuts with circular saws.
PRS-20360	8"	60	5/8"	TCG	-5	0.094	7300	For 8" vertical panel saws (Milwaukee, Safety Speedcut)
PRS-22064	220mm	64	30mm*	TCG	-5	0.102	6900	For European panel saws (220mm)
PRS-25560	10"	60	5/8"	TCG	-5	0.102	5870	General purpose with Miter, or Table saws
PRS-25580	10"	80	5/8"	TCG	-5	0.102	5870	Finish cutting. Good for thinner stock.
PRS-30080	300mm	80	30mm*	TCG	-5	0.110	5100	For European vertical panel saws, or sliding table saws (300mm)
PRS-305100	12"	100	1"	TCG	-5	0.110	5000	Finish cutting. Good for thinner stock.
PRS-30580	12"	80	1"	TCG	-5	0.110	5000	General purpose with Miter, or Table saws
PRS-355100	14"	100	1"	TCG	-5	0.126	4300	General purpose with Miter, or Table saws
PRS-405120	16"	120	1"	TCG	-5	0.134	3690	General purpose with Miter, or Table saws
PRS-455120	18"	120	1"	TCG	-5	0.134	3400	General purpose with Miter, or Table saws

*with pin-drive holes

Rapid Cut Series



TENRYU'S Premium Heavy Duty, Industrial, Multi-Purpose Blades

We offer an entire line of industrial duty "work horse" blades that cover the 10 to 16 inch diameter range. These blades are all meant to be used on shop tools such as table saws. In addition, many models can be used on more specialized machinery with arbor hole adjustments. Each blade has a large carbide tip following the European tradition.

Value is key here. These blades are priced very competitively. The small shop and corporate giant alike will appreciate getting quality industrial blades at attractive prices.

EACH BLADE FEATURES:

- Individually hand-hammered, fully heat hardened steel plates for flat, true, wobble-free operation.
- Aggressive grind angles for easy performance in heavy-duty jobs. Honing carried out at 400 grit to limit microchipping and produce a very keen edge.
- Large, high-grade carbide tips selected for long life in woodworking applications.
- Ample side clearance provides for air flow between carbide and workpiece - limits likelihood of burning even on heavy rips. This also prevents premature dulling.

Rapid-Cut Series

MODEL NO.	DIA	TEETH	ARBOR	GRIND	RAKE	KERF	MAX RPM	APPLICATION
RS-25524CBN	10"	24	5/8"	ATB	20	0.126	5870	Fast ripping with table saws. Great value.
RS-25524-U	10"	24	5/8"	ATB	20	0.079	5870	Ultra thin-kerf(.079") ripping blade for Table saws.
RS-25536CBN	10"	36	5/8"	ATB	20	0.126	5870	Fast cutting general purpose
RS-25540	10"	40	5/8"	ATAF	15	0.118	5870	General purpose. Economically priced. Great value.
RS-25540-U	10"	40	5/8"	ATAF	20	0.079	5870	Ultra thin-kerf(.079") combination blade for Table saws.
RS-25548CBN	10"	48	5/8"	ATB	20	0.126	5870	General purpose combination
RS-25550	10"	50	5/8"	ATBR	15	0.126	5870	TENRYU's original planer combination
RS-25550-2	10"	50	5/8"	ATBR	15	0.126	5870	Quiet planer combination with resin filled laser slots.
RS-25560	10"	60	5/8"	ATAF	10	0.118	5870	General purpose cross-cutting. Economically priced. ATAF grind.
RS-25560D	10"	60	5/8"	TCG	10	0.126	5870	General purpose cross-cutting. Economically priced. TCG grind.
RS-30524CBN	12"	24	1"	ATB	20	0.134	5000	Fast ripping with table saws. Great value.
RS-30536CBN	12"	36	1"	ATB	20	0.134	5000	Fast cutting general purpose
RS-30548CBN	12"	48	1"	ATB	20	0.134	5000	General purpose combination
RS-30560	12"	60	1"	ATBR	15	0.134	5000	TENRYU's original planer combination
RS-35524CBN	14"	24	1"	ATB	20	0.142	4300	Fast ripping with table saws. Great value.
RS-35536CBN	14"	36	1"	ATB	20	0.142	4300	Fast cutting general purpose
RS-35548CBN	14"	48	1"	ATB	20	0.142	4300	General purpose combination
RS-40536CBN	16"	36	1"	ATB	20	0.134	3690	Fast cutting general purpose
RS-40560CB	16"	60	1"	ATAF	15	0.126	3690	Cross-cutting for semi-smooth cut quality


SEE PAGE 18 for Extra Heavy-duty Blade choices

Visit WWW.TENRYU.COM for more information

Silencer Series



- *Unique ATAF Shear face grind for Fast and Long Lasting Cuts
- *Dampened Laser Cut Plate for Less Vibration
- *Great for Sliding Compound Miter Saw



EACH BLADE FEATURES:

- Vibration dampening system featuring patented TENRYU resin bond filled laser cut body slots.
- Meticulous, hand hammer plate tensioning for a flatter blade and truer cuts

MODEL NO.	DIA	TEETH	ARBOR	GRIND	RAKE	KERF	MAX RPM	APPLICATION
SL-16552	6-1/2"	52	5/8"KO	ATAF	18	0.063	9250	Extra smooth cross-cutting with corded, or cordless saws
SL-18552	7-1/4"	52	5/8"KO	ATAF	18	0.063	8300	Extra smooth cross-cutting with corded, or cordless saws
SL-21660	8-1/2"	60	5/8"	ATAF	5	0.079	7000	Extra smooth cross-cutting with Miter saws.
SL-25540	10"	40	5/8"	ATAF	5	0.098	5870	General purpose. Fast cutting. Good for thick stock.
SL-25560	10"	60	5/8"	ATAF	5	0.098	5870	General purpose woodworking.
SL-25572	10"	72	5/8"	ATAF	10	0.110	5870	Our signature 10" Silencer blade for all purpose
SL-25580	10"	80	5/8"	ATAF	5	0.091	5870	Finish cross cutting on wood.
SL-26072	260mm	72	30mm	ATAF	10	0.110	5870	Our signature Silencer blade for general purpose woodworking
SL-30540	12"	40	1"	ATAF	5	0.098	5000	General purpose. Fast cutting. Good for thick stock.
SL-30560	12"	60	1"	ATAF	5	0.098	5000	General purpose woodworking.
SL-30580	12"	80	1"	ATAF	5	0.091	5000	Finish cross cutting on wood.
SL-305100	12"	100	1"	ATAF	5	0.091	5000	Our signature 12" Silencer blade for super clean cuts



Coated Silencer Series

Coated Silencer Series for Miter/Slide Miter Saws

- Anti-Friction PTFE coating for easier feeding and less binding
- Hardened slick surface for preventing pitch build-up
- Silencer series' signature anti-noise and anti-vibration plate with resin filled slots



MODEL NO.	DIA	TEETH	ARBOR	GRIND	RAKE	KERF	MAX RPM	APPLICATION
SL-25572C	10"	72	5/8"	ATAF	10	0.110	5870	Our signature 10" Silencer blade for all purpose with coating
SL-25580C	10"	80	5/8"	ATAF	5	0.110	5870	Finish cross cutting on wood.
SL-30580C	12"	80	1"	ATAF	5	0.106	5000	Finish cross cutting on wood.
SL-305100C	12"	100	1"	ATAF	5	0.106	5000	Our signature 12" Silencer blade for super clean cuts with coating

Coated Silencer Series for Table Saws

- Full-Kerf (.126") or Intermediate-Kerf (.110"), The choice is yours
- Unique Intermediate-Kerf (.110") for easier feed, less material waste, and great for under-powered table saws(portable)



MODEL NO.	DIA	TEETH	ARBOR	GRIND	RAKE	KERF	MAX RPM	APPLICATION
SL-25550C	10"	50	5/8"	ATBR	15	0.126	5870	Super smooth and quiet planer combination blade. Full kerf (.125")
SL-25550TC	10"	50	5/8"	ATBR	15	0.110	5870	Super smooth and quiet planer combination blade. Intermediate kerf (.110")

Ultimate Trim Saw Blade Series



- *Silencer body : Laser cut, resin filled slots for less noise and less vibration
- *PTFE coated plate : Reduces pitch build up and lowers resistance
- *Great for finish carpentry with corded/cordless saws



MODEL NO.	DIA	TEETH	ARBOR	GRIND	RAKE	KERF	MAX RPM	APPLICATION
SL-11040C	4-3/8"	40	20mm	ATAF	15	0.063	13800	For Makita trim saw
SL-11542C	4-1/2"	42	3/8"	ATAF	15	0.063	13200	For Porter Cable trim saw
SL-14042C	5-1/2"	42	5/8",1/2"	ATAF	15	0.063	10800	For Makita trim saw
SL-15248C	6"	48	1/2"	ATAF	15	0.063	9500	For Porter Cable trim saw
SL-16552C	6-1/2"	52	5/8"KO	ATAF	18	0.063	9250	For 6-1/2" corded, or cordless trim saws
SL-18560C	7-1/4"	60	5/8"KO	ATAF	15	0.063	8300	For Circular saws

Plunge-cut Saw Blade Series




TENRYU proudly carries quality saw blades for plunge cut saws. These blades are suitable for:

- The FESTOOL® TS55 & TS75 machines
- and others.

5 year R&D work and study for ultimate plunge-cut saw blades in various applications.

- **Resin filled laser cut slots to reduce cutting noise and to reduce vibration**
- **PTFE coated plate to reduce pitch build-up and to lower resistance**
- **Select grade of carbide tips for industrial quality jobs**
- **ATAF shear face grind for splinter-free cross cuts**



Model cross cuts

MODEL NO.	DIA	TEETH	ARBOR	GRIND	RAKE	KERF	MAX RPM	APPLICATION
PSW-16012CBD2	160mm	12	20mm	ATB	20	0.094	9250	Wood (Fast ripping)
PSW-16028CBD2	160mm	28	20mm	ATB	15	0.087	9250	Wood (Combination)
PSW-16048AB2	160mm	48	20mm	ATAFR	10	0.087	9250	Wood, or Veneer Plywood (Cross cutting, finishing)
PSW-16052CB2TK	160mm	52	20mm	ATAF	15	0.063	9250	Wood (Cross cutting, finishing) Ultra thin kerf package, NOT for REQ model.
PSL-16048ABM2	160mm	48	20mm	ATAFR	-5	0.094	9250	Laminate (Single, or double sided)
PSL-16048D2	160mm	48	20mm	TCG	5	0.094	9250	MDF, Solid Surface, Flooring, or Laminate (Single sided)
PSA-16056D2	160mm	56	20mm	TCG	-3	0.094	9250	Non-ferrous metal
PSW-21018CBD3	210mm	18	30mm	ATB	20	0.094	7300	Wood (Fast ripping)
PSW-21036CBD3	210mm	36	30mm	ATB	15	0.087	7300	Wood (Combination)
PSW-21054AB3	210mm	54	30mm	ATAFR	10	0.087	7300	Wood, or Veneer Plywood (Cross cutting, finishing)
PSL-21052D3	210mm	52	30mm	TCG	5	0.094	7300	MDF, Solid Surface, Flooring, or Laminate(Single sided)
PSA-21068D3	210mm	68	30mm	TCG	-3	0.094	7300	Non-ferrous metal

FESTOOL KAPEX® Series



Choose the right blade for your KAPEX®

- **Unique tooth geometries provide optimum cutting results over OEM offerings**
- **Resin-filled laser cut slots reduce cutting noise and vibration**
- **Diameter and arbor specific for perfect fit**



MODEL NO.	DIA	TEETH	ARBOR	GRIND	RAKE	KERF	MAX RPM	APPLICATION
IW-26080AB3	260mm	80	30mm	ATBR	-5	0.096	5870	Ultimate trim cutting blade for professional carpentry. Great for small/thin/tall molding
MP-26080AB	260mm	80	30mm	ATAFR	-3	0.110	5870	Finish/Trim cutting with less knife marks for smooth surface
SL-26072	260mm	72	30mm	ATAF	10	0.110	5870	Our signature Silencer blade for general purpose woodworking

Visit WWW.TENRYU.COM for more information

Gold Medal Series



Rated as TOP TOOL by WOOD MAGAZINE (Dec./Jan. 2007/2008 issue)



GOLD MEDAL

This is the top of the line choice for the serious craftsman who wants one superior table saw blade for most all woodworking.

Saw plate run-out less than .002" for flat true run. Built-in dampening system reduces vibration, making cuts quieter and more precise. Performs smooth, easy crosscuts and rips. Even does a great job on veneer plywood.

Carbide tip material is an extra hard, C-4 and super fine grain with corrosion inhibitors to give the keenest edge and longest sharp-life.

EACH BLADE FEATURES:

- Fully-hardened, expertly-tensioned tool steel body for true and accurate cuts, meticulously hand hammer tensioned.
- A new grade of extra hard carbide resists both abrasive and chemical wear better than standard grades for longer life.
- Resin bond-filled expansion slots to absorb any vibration and reduce cutting noise.
- TENRYU'S fine grit honing ensures mirror finish on carbide for the keenest possible edges and a super clean cut.

Gold Medal Series


MODEL NO.	DIA	TEETH	ARBOR	GRIND	RAKE	KERF	MAX RPM	APPLICATION
GM-25540	10"	40	5/8"	ATB	20	0.111	5870	The highest quality combination blade. Original intermediate kerf (.111")
GM-30560	12"	60	1"	ATB	20	0.118	5000	The highest quality combination blade.
GM-35560	14"	60	1"	ATB	20	0.126	4300	The highest quality combination blade.

Full Kerf Gold Medal

Due to customer demand, we added a Full-Kerf (.125") version of our award-winning Gold Medal. This premium combination blade is ideal for use on SawStop or other riving knife equipped table saws.

MODEL NO.	DIA	TEETH	ARBOR	GRIND	RAKE	KERF	MAX RPM	APPLICATION
GM-25540-2	10"	40	5/8"	ATB	20	0.125	5870	The highest quality combination blade. Good for SAWSTOP table saws

"These are easily the best blades I have ever had the pleasure of using. Thanks to the new thicker kerf, I am happy to say a Tenryu Gold Medal blade has found a permanent home in my tablesaw." Marc Spagnuolo, The Wood Whisperer, www.TheWoodWhisperer.com "



Visit WWW.TENRYU.COM for more information

Gold Medal Dado Set

Superior Cutting Performance

You know our Gold Medal Series to be the best all around blades made anywhere. The Gold Medal Dado Set will only add to TENRYU'S reputation as the brand of choice for the finest woodworking. This set produces super-clean dado edges with an astoundingly flat bottom surface in wood materials and even in melamine.

BLADE AND CHIPPER FEATURES:

- Fully heat-treated saw plates for superior endurance under heavy load.
- Individually hand hammer-tensioned for flat and true runs.
- Fine-grit honing of ALL sides of teeth for sharp, easy cutting action and long life.
- Super fine-grain carbide grade for longer life and easier resharpening.
- Probably the lightest feeding dado you will ever experience!

Gold Medal Dado Set- GMD-20340

MODEL NO.	DIA	TEETH	ARBOR	GRIND	RAKE	KERF	MAX RPM	APPLICATION
GMD-20340	8"	40	5/8"	ATBR	0	0.813	5870	Premium quality dado set. For 1/4" - 13/16" width dadoing.

GROOVE OPTIONS: 1/4", 5/16", 3/8", 7/16", 1/2", 9/16", 5/8", 11/16", 3/4", 13/16"

NOTE: The part number for the complete set is GMD-20340. Should a user require individual pieces as numbered above, it will require a special order and will be quoted at the time of inquiry.*Outer cutters cannot be used individually. The actual kerf of each is approx. 1/8". Placed together, the result is exactly 1/4".



... "Its C4 carbide teeth are thicker and taller than the Forrest blade, so you may just get a few more trips into the sharpening service with this blade before it needs a fresh set of teeth."...

WOODWORKERS JOURNAL MAGAZINE
CHRIS MARSHALL
JUNE 2004

Visit WWW.TENRYU.COM for more information

Miter-Pro Series 

TENRYU's ultimate woodworking blade for Miter and Slide Miter saws



TENRYU responds to customer demand! We have a line of blades specially designed for high performance, smoothest cuts and heavier duty applications on miter saws and slide-miter saws. These are our **"Cadillac/Mercedes"** grade miter saw blades.

TENRYU'S proven, super-true, laser-cut, hand tensioned steel plate with patented, resin bond-filled expansion slots ensures smooth, accurate and quiet cuts.

Specially designed, top-quality, micro-grain carbide tips, honed to a precision edge with 600 grit diamond wheels cut clean and easy.

Rake angle design prevents lifting of workpiece but does not make your saw overwork. The result is a safer, chip-free and smooth cut.

EACH BLADE FEATURES:

- Fully-hardened, expertly-tensioned tool steel bodies for true and accurate cuts.
- High-grade, fine grain carbide tips for long life.
- Super-fine grit honing of carbide edge for clean, smooth cuts.
- Additional resin bond-filled expansion slots for even quieter cutting.

Miter-Pro Series

MODEL NO.	DIA	TEETH	ARBOR	GRIND	RAKE	KERF	MAX RPM	APPLICATION
MP-25560CB	10"	60	5/8"	ATAF	0	0.110	5870	General purpose. Good for thicker stock.
MP-25580CB	10"	80	5/8"	ATAF	0	0.118	5870	Finish/smooth cutting
MP-305100CB	12"	100	1"	ATAF	0	0.118	5000	Finish/smooth cutting
MP-305100CB2	12"	100	5/8"	ATAF	0	0.118	5000	Finish/smooth cutting with Double miter saws
MP-30560CB	12"	60	1"	ATAF	0	0.118	5000	General purpose. Good for thicker stock.
MP-30580CB	12"	80	1"	ATAF	0	0.118	5000	General purpose. Smooth cutting.
MP-380100CB	15"	100	1"	ATAF	0	0.126	4020	Finish/smooth cutting

Miter-Pro Plus Series 

All the features of our Miter-Pro series PLUS added technological improvements to make them better and heavier-duty than ever.

- Finest and smoothest cuts ever on your miter saw.
- Best suited blade for the latest Slide Miter Saws as well as traditional Miter Saws.
- Negative rake angle tooth design (-3 degree) - For finer cuts in thin or brittle materials.
- Reduced tendency to grab materials being cut.
- **Additional, Resin-Filled Silencing Slots in plate eliminate troublesome vibration for smoother cuts, reduced noise and longer sharp-life.**



MODEL NO.	DIA	TEETH	ARBOR	GRIND	RAKE	KERF	MAX RPM	APPLICATION
MP-25560AB	10"	60	5/8"	ATAFR	-3	0.110	5870	A great choice for fast and smooth cutting on thicker wood
MP-25580AB	10"	80	5/8"	ATAFR	-3	0.110	5870	Smooth cutting. Wide variety material thickness. Great for trim carpentry.
MP-255100AB	10"	100	5/8"	ATAFR	-3	0.110	5870	Super smooth cutting. Especially designed for thinner stock.
MP-26080AB	260mm	80	30mm	ATAFR	-3	0.110	5870	Finish/Trim cutting with less knife marks for smooth surface
MP-30560AB	12"	60	1"	ATAFR	-3	0.118	5000	A great choice for fast and smooth cutting on thicker wood
MP-30580AB	12"	80	1"	ATAFR	-3	0.118	5000	General purpose. Smooth cutting.
MP-305100AB	12"	100	1"	ATAFR	-3	0.118	5000	Smooth cutting. Wide variety material thickness. Great for trim carpentry.
MP-305100AB2	12"	100	5/8"	ATAFR	-3	0.118	5000	Smooth cutting. Wide variety material thickness. Great for trim carpentry.
MP-355100AB2	14"	100	5/8"	ATAFR	-3	0.118	4700	Smooth cutting. Wide variety material thickness. Great for trim carpentry.
MP-380100AB	15"	100	1"	ATAFR	-3	0.126	4020	Finish/smooth cutting



SEE PAGE 18 for Extra Heavy-duty Blade choices

Visit WWW.TENRYU.COM for more information

Industrial Blade Series



Tenryu's European industrial quality line for heavy duty applications.

EACH BLADE FEATURES:

- Select grade of carbide tip for better performance.
- Large European style tips.
- Heavy, European plate style resists deflection during cutting.
- Resin bond, laser slots to absorb and eliminate vibration to produce a cleaner, quieter, more efficient cut
- Excellent blade life.

INDUSTRIAL BLADE SERIES for MITER SAW – Wood (Positive rake, thin kerf, ATAF Grind)

MODEL NO.	DIA	TEETH	ARBOR	GRIND	RAKE	KERF	MAX RPM	APPLICATION
IW-25540CB1	10"	40	5/8"	ATAF	5	0.091	5870	Fast cutting with Miter saws
IW-25560CB1	10"	60	5/8"	ATAF	5	0.091	5870	General purpose woodworking with Miter saws
IW-25580CB1	10"	80	5/8"	ATAF	5	0.091	5870	Finish cutting with Miter saws
IW-30540CB2	12"	40	1"	ATAF	5	0.094	5000	Fast cutting with Miter saws
IW-30560CB2	12"	60	1"	ATAF	5	0.094	5000	General purpose woodworking with Miter saws
IW-30580CB2	12"	80	1"	ATAF	5	0.094	5000	Finish cutting with Miter saws

INDUSTRIAL BLADE SERIES for RADIAL ARM SAW or MITER SAW – Wood (Negative rake, ATBR Grind)

MODEL NO.	DIA	TEETH	ARBOR	GRIND	RAKE	KERF	MAX RPM	APPLICATION
IW-25540AB1	10"	40	5/8"	ATBR	-3	0.110	5870	Combination. General woodworking with Radial arm saws
IW-25580AB1	10"	80	5/8"	ATBR	-5	0.096	5870	Finish cutting. Great for trim carpentry
IW-26080AB3	260mm	80	30mm	ATBR	-5	0.096	5870	Ultimate trim cutting blade for professional carpentry. Great for small/thin/tall molding
IW-30550AB2	12"	50	1"	ATBR	-3	0.110	5000	Combination. General woodworking with Radial arm saws
IW-30580AB2	12"	80	1"	ATBR	-5	0.104	5000	General purpose. Smooth cutting.
IW-30590AB1A	12"	90	5/8"	ATBR	-3	0.118	5000	Finish miter cutting with less chipping
IW-305100AB2	12"	100	1"	ATBR	-5	0.104	5000	Finish cutting. Great for trim carpentry.
IW-35560AB2	14"	60	1"	ATBR	-3	0.118	4300	Combination. General woodworking with Radial arm saws
IW-355110AB1	14"	110	5/8"	ATBR	-3	0.118	4300	Finish miter cutting with less chipping
IW-38060AB2	15"	60	1"	ATBR	-3	0.118	4020	Combination. General woodworking with Radial arm saws



INDUSTRIAL BLADE SERIES for MITER SAW or TABLE SAW – Solid Surface

MODEL NO.	DIA	TEETH	ARBOR	GRIND	RAKE	KERF	MAX RPM	APPLICATION
IS-25560D1	10"	60	5/8"	TCG	-5	0.102	5870	General purpose solid surface cutting with Table, or Miter saw
IS-30580D2	12"	80	1"	TCG	-5	0.110	5000	General purpose solid surface cutting with Table, or Miter saw

INDUSTRIAL BLADE SERIES for TABLE SAW – Wood

MODEL NO.	DIA	TEETH	ARBOR	GRIND	RAKE	KERF	MAX RPM	APPLICATION
IW-25524CBD1	10"	24	5/8"	ATB	20	0.126	5870	For general ripping
IW-25540CBD1	10"	40	5/8"	ATB	10	0.118	5870	General purpose combination with Table saws. ATB grind.
IW-25540D1	10"	40	5/8"	TCG	10	0.118	5870	General purpose combination with Table saws, Also good for Nylon, or UHMW
IW-25560CBD1	10"	60	5/8"	ATB	10	0.118	5870	Finish woodworking with Table saws, ATB grind.
IW-25560D1	10"	60	5/8"	TCG	10	0.118	5870	Finish woodworking with Table saws, TCG grind.
IW-30528CBD2	12"	28	1"	ATB	20	0.126	5000	For general ripping
IW-35532CBD2	14"	32	1"	ATB	20	0.138	4300	For general ripping

INDUSTRIAL BLADE SERIES for TABLE SAW – Melamine

MODEL NO.	DIA	TEETH	ARBOR	GRIND	RAKE	KERF	MAX RPM	APPLICATION
IL-25580H1	10"	80	5/8"	HATB	-5	0.118	5870	Hi-ATB grind for chip-free cutting of double sided low-pressure laminate
IL-305100H2	12"	100	1"	HATB	-5	0.118	5000	Hi-ATB grind for chip-free cutting of double sided low-pressure laminate

INDUSTRIAL BLADE SERIES for TABLE SAW – Wood (Glue Line Ripping)

MODEL NO.	DIA	TEETH	ARBOR	GRIND	RAKE	KERF	MAX RPM	APPLICATION
IW-25530D1	10"	30	5/8"	TCG	20	0.142	5870	Glue-line quality ripping (Mainly for up to 3/4" thick wooden board)
IW-30536D2	12"	36	1"	TCG	20	0.157	5000	Glue-line quality ripping (Mainly for up to 3/4" thick wooden board)
IW-35540D2	14"	40	1"	TCG	20	0.157	4300	Glue-line quality ripping (Mainly for up to 3/4" thick wooden board)

INDUSTRIAL BLADE SERIES for STRAIGHT LINE RIP SAW – Wood

MODEL NO.	DIA	TEETH	ARBOR	GRIND	RAKE	KERF	MAX RPM	APPLICATION
IW-30550AB2A	12"	50	1"	ATAFR	20	0.118	5000	Ripping with Straight line rip saws (Not for other equipment)

Visit WWW.TENRYU.COM for more information

Industrial Blade Series



Tenryu's European industrial quality line for heavy duty applications.

EACH BLADE FEATURES:

- Select grade of carbide tip for better performance.
- Large European style tips.
- Heavy, European plate style resists deflection during cutting.
- Resin bond, laser slots to absorb and eliminate vibration to produce a cleaner, quieter, more efficient cut
- Excellent blade life.

INDUSTRIAL BLADE SERIES for SLIDING TABLE SAWS/VERTICAL PANEL SAWS

Ripping

MODEL NO.	DIA	TEETH	ARBOR	GRIND	RAKE	KERF	MAX RPM	APPLICATION
IW-30028CBD3	300mm	28	30mm	ATB	25	0.128	5100	General ripping
IW-35032CBD3	350mm	32	30mm	ATB	25	0.136	4300	General ripping

Cross Cuts

MODEL NO.	DIA	TEETH	ARBOR	GRIND	RAKE	KERF	MAX RPM	APPLICATION
IW-25080AB3	250mm	80	30mm	ATAFR	10	0.128	5870	Cross/finish cutting on veneer plywood ATAFR grind
IW-300100AB3	300mm	100	30mm	ATAFR	10	0.128	5100	Cross/finish cutting on veneer plywood ATAFR grind
IW-350100AB3	350mm	100	30mm	ATAFR	10	0.136	4300	Cross/finish cutting on veneer plywood ATAFR grind
IW-25080ABD3	250mm	80	30mm	ATBR	15	0.128	5870	Cross/finish cutting on solid wood ATBR grind
IW-300100ABD3	300mm	100	30mm	ATBR	15	0.128	5100	Cross/finish cutting on solid wood ATBR grind
IW-350100ABD3	350mm	100	30mm	ATBR	15	0.136	4300	Cross/finish cutting on solid wood ATBR grind

Combination (Rip or Cross-cut)

MODEL NO.	DIA	TEETH	ARBOR	GRIND	RAKE	KERF	MAX RPM	APPLICATION
IW-25040CBD3	250mm	40	30mm	ATB	20	0.128	5870	General purpose combination with Table saws. ATB grind.
IW-30050CBD3	300mm	50	30mm	ATB	20	0.128	5100	General purpose combination with Table saws. ATB grind.
IW-35060CBD3	350mm	60	30mm	ATB	20	0.136	4300	General purpose combination with Table saws. ATB grind.

Double sided low pressure laminate (Melamine) with No scoring blade use

MODEL NO.	DIA	TEETH	ARBOR	GRIND	RAKE	KERF	MAX RPM	APPLICATION
IL-25080H3	250mm	80	30mm	HATB	-5	0.118	5870	Chip-free cutting on double sided low-pressure laminate without scoring blade
IL-300100H3	300mm	100	30mm	HATB	-5	0.118	5100	Chip-free cutting on double sided low-pressure laminate without scoring blade
IL-350100H3	350mm	100	30mm	HATB	-5	0.118	4300	Chip-free cutting on double sided low-pressure laminate without scoring blade

Composite Man-made board materials including plywood

MODEL NO.	DIA	TEETH	ARBOR	GRIND	RAKE	KERF	MAX RPM	APPLICATION
IW-25080D3	250mm	80	30mm	TCG	10	0.128	5870	For composite materials, plywood, etc. TCG grind. With/Without scoring blade
IW-300100D3	300mm	100	30mm	TCG	10	0.128	5100	For composite materials, plywood, etc. TCG grind. With/Without scoring blade
IW-350100D3	350mm	100	30mm	TCG	10	0.136	4300	For composite materials, plywood, etc. TCG grind. With/Without scoring blade

This series is designed for fitting metric-sized saws (250mm-350mm dia) with dedicated 30mm arbors, and the following pin-hole patterns:

(# of holes)-(Hole diameter)-(Bolt Circle)

- 2-7.0mm-42.0mm
- 2-9.0mm-46.0mm
- 2-10.0mm-60.0mm

Visit WWW.TENRYU.COM for more information



The Ultimate Single-Sided Laminate(Low Pressure/High Pressure) and Veneer-Faced Plywood Cutting Blade!

The Mel-Pro Series is a complete line of blades that solve problems associated with cutting **laminated wood products**. Additionally, veneer-faced plywood can be cut without splintering at more reasonable feed speeds than in the past.

FINER CUTS- Precision ground carbide teeth set on hand-tensioned tool steel bodies produce finer cuts without chipping and “bottom-side blowout”.

QUIETER- Patented resin bond-filled expansion slots effectively absorb vibration and reduce noise.

LONGER LIFE- High-grade, extra-hard, micro-grain, anti-corrosive carbide teeth fight both chemical and abrasive wear to remain sharp longer. There are a lot of blades on the market that can cut melamine but only the **TENRYU Mel-Pro** can cut it chip free, quieter, easier and longer.

Numerous requests for a better melamine blade prompted us to spend over a year of research and development to bring you the world’s most advanced melamine cutting blade. The Mel-Pro features a fully hardened, expertly tensioned tool steel body that absorbs impact, remains flat and true, and resists excess heat buildup. The Mel-Pro’s exclusive, red bond, resin filled expansion slots absorb vibration, reduce heat and permit the blade to run quieter than any other brand. The thin-kerf, mirror-like grind on super hard, specially designed carbide tips allow for lighter cuts and reduce friction heat buildup. The bottom line is **your bottom line** will look better when you reduce scrap, reduce sharpening costs and reduce noise in your shop with Mel-Pro blades.

Though Mel-Pro Blades are typically used on table saws, they also perform spectacularly well on Miter and Slide Miter Saws.

The ORIGINAL Mel-Pro Series

MODEL NO.	DIA	TEETH	ARBOR	GRIND	RAKE	KERF	MAX RPM	APPLICATION
ML-25580AB	10"	80	5/8"	ATAFR	0	0.118	5870	For laminate material, single sided laminate board, or veneer plywood
ML-255100AB	10"	100	5/8"	ATAFR	0	0.118	5870	For thin laminate board, or veneer plywood
ML-305100AB	12"	100	1"	ATAFR	0	0.126	5000	For laminate material, single sided laminate board, or veneer plywood
ML-305120AB	12"	120	1"	ATAFR	0	0.126	5000	For thin laminate board, or veneer plywood
ML-355120AB	14"	120	1"	ATAFR	0	0.126	4300	For laminate material, single sided laminate board, or veneer plywood

Hi-ATB MELAMINE(SINGLE/DOUBLE SIDED LOW PRESSURE LAMINATE)

EACH BLADE FEATURES:

- Hi-ATB design with negative (-5°)rake angle tooth geometry - NO TEAR OUT!
- Traditional full-kerf, “European Style” blade design
- C-4 hardness, super fine grain, anti-corrosive carbide tips for the keenest edges and extended sharp life.

Premium, Industrial Hi-ATB Series Features:

- Specially developed, top-grade, super fine grain carbide tip.
- Additional, “resin-filled, laser cut body slots” succeed in vibration dampening to an even greater extent
- Exhaustive, hand-hammer plate tensioning assures truer and smoother cuts.
- Longer Lasting than our competitors’.



MODEL NO.	DIA	TEETH	ARBOR	GRIND	RAKE	KERF	MAX RPM	APPLICATION
ML-21060H	8-1/4"	60	5/8"	HATB	-5	0.118	7300	Premium Hi-ATB saw blade for 8-1/4" table saws
ML-25580H	10"	80	5/8"	HATB	-5	0.118	5870	Chip-free cutting of double sided low-pressure laminate
ML-255100H	10"	100	5/8"	HATB	-5	0.118	5870	Especially good for thinner stock
ML-30580H	12"	80	1"	HATB	-5	0.126	5000	Chip-free cutting of double sided low-pressure laminate
ML-305100H	12"	100	1"	HATB	-5	0.126	4700	Especially good for thinner stock
ML-355100H	14"	100	1"	HATB	-5	0.126	4700	Chip-free cutting of double sided low-pressure laminate

SEE PAGE 18 for Extra Heavy-duty Blade choices

Visit WWW.TENRYU.COM for more information

Plastic Cutter Series



TENRYU'S best value for quality cuts in a wide variety of plastics.

**Thin Kerf!
Excellent Cuts!**



The Plastic Cutter series offers true quality, variety, and affordability. Designed for general purpose cutting applications, the Plastic Cutter blades will perform very well in a wide variety of plastic materials. Cutting plastics with the wrong blade results in chipping of brittle materials and/or melting of the cut edge. TENRYU Plastic Cutter blades are manufactured to strict tolerances to reduce chipping. In addition, the “no melt” grind pattern on the carbide teeth helps keep heat build-up down and prevents melting. Smooth, clean and melt-free cuts in PVC, acrylics, and other sheet plastics are made possible.

EACH BLADE FEATURES:

- Individually hammer tensioned steel plates for true run.
- Specially selected grade of carbide for excellent work in plastic.
- TENRYU'S super fine honing leaves a mirror-like finish on the carbide for clean and melt-free cuts.

Plastic Cutter Series

MODEL NO.	DIA	TEETH	ARBOR	GRIND	RAKE	KERF	MAX RPM	APPLICATION
PC-10036	4"	36	20mm	ATAF	10	0.055	11000	For Makita 5044KB, or 4200NH
PC-18560CB	7-1/4"	60	5/8"KO	ATAF	5	0.079	8300	General purpose plastic cutting with circular saws
PC-25580CB	10"	80	5/8"	ATAF	5	0.102	5870	For wide variety plastic cutting with 10" saws
PC-305100CB	12"	100	1"	ATAF	5	0.110	5000	For wide variety plastic cutting with 12" saws
PC-355100CB	14"	100	1"	ATAF	5	0.118	4300	For wide variety plastic cutting with 14" saws

Pro Series for Plastics



TENRYU'S superior quality line for professional craftsmen

Laser cut, press-tempered, individually tensioned, and chrome-plated bodies bring the cutting edge to the workpiece with unparalleled precision. Fine grain carbide tips are given the tooth configuration to do the job right.



EACH BLADE FEATURES:

- Fully-hardened, expertly-tensioned tool steel bodies for true and accurate cuts.
- High-grade, fine-grain, C-4, wear-resistant carbide tips for long life.
- Resin bond-filled expansion slots act as built in dampeners - giving quiet cuts and reduced chipping!

Pro Series for Plastics

MODEL NO.	DIA	TEETH	ARBOR	GRIND	RAKE	KERF	MAX RPM	APPLICATION
PRP-25580CB	10"	80	5/8"	ATAF	5	0.125	5870	General plastic cutting with Table, or Miter saws.
PRP-255120AB3	10"	120	5/8"	ATAFR	0	0.079	5870	Chip-free cutting on thin sheet acrylic, or extrusion.
PRP-305100CB	12"	100	1"	ATAF	5	0.134	5000	General plastic cutting with Table, or Miter saws.
PRP-355100CB	14"	100	1"	ATAF	5	0.134	4300	General plastic cutting with Table, or Miter saws.

Visit WWW.TENRYU.COM for more information

TSD Series



TSD was originally developed to cut and grind cast-iron and ductile iron materials. Through further refinement it was discovered that fast, efficient cutting and grinding of a multitude of other materials is possible. That includes limited applications in mild steel, brick, granite, marble and other natural stones, ceramic materials, solid-surface materials, fiber reinforced plastics and a variety of masonry materials.



TSD (TENRYU SUPER DIAMOND) - Depressed Center, Cup Wheel

MODEL NO.	DIA	TYPE	ARBOR	MAX RPM	APPLICATION
TSD-105C	4"	CUP	7/8" mm	14500	Great for fast caulk removal

TSD (TENRYU SUPER DIAMOND) - Cutoff Blades

FAST CUTTING of a wide variety of materials on portable, chop and gas-engine rescue or construction type saws.

Quickly cuts cast iron, ductile iron, and limited application in steel, sheet metal, car bodies, refractory brick, masonry materials and much, much more.

MODEL NO.	DIA	TYPE	ARBOR	MAX RPM	APPLICATION
TSD-180D	7"	DIAMOND ABRASIVE	5/8" KO	8300	For circular saws
TSD-305D	12"	DIAMOND ABRASIVE	1"	6300	For gas-powered equipment
TSD-305D2	12"	DIAMOND ABRASIVE	20 mm	6300	For gas-powered equipment
TSD-355D	14"	DIAMOND ABRASIVE	1"	5400	For gas-powered equipment
TSD-355D2	14"	DIAMOND ABRASIVE	20 mm	5400	For gas-powered equipment

Diamond-Pro Series



High quality **DIAMOND** grit blades for general construction applications using saws or grinders.

Diamond-Pro Series



MODEL NO.	DIA	TYPE	ARBOR	MAX RPM	APPLICATION
DA-185S-SL	7-1/4"	SEGMENT	5/8"KO	8300	General construction purpose

ALWAYS WEAR EYE PROTECTION that meets ANSI Z87.1 requirements and PROPERLY FUNCTIONING BLADE/WHEEL GUARD

Visit WWW.TENRYU.COM for more information

Heavy Metal Plus Series



Specially Engineered Alloy teeth provide exceptional cut-life and lowest cost per cut in the most demanding applications

The Heavy Metal Plus Series is an evolution of the Heavy Metal in that it features the same super thin-kerf and grinds as the Heavy Metal Series, but features our specially engineered alloy cutting tips to further extend cut-life in heavy load applications.

Heavy Metal Plus Series

MODEL NO.	DIA	TEETH	ARBOR	GRIND	RAKE	KERF	MAX RPM	APPLICATION
HMC-18036BW	7"	36	20mm	MTCG	0	0.073	4000	1/8" - 1/4" WALL THICKNESS
HMC-18536BW	7-1/4"	36	5/8"KO	MTCG	0	0.073	4800	1/8" - 1/4" WALL THICKNESS
HMC-20342DM	8"	42	5/8"KO	TCG	-5	0.065	4300	1/8" - 1/4" WALL THICKNESS
HMC-20342BW	8"	42	5/8"KO	MTCG	0	0.073	4300	1/8" or THICKER STOCK
HMC-23048BW	9"	48	1"	MTCG	0	0.073	3000	1/8" or THICKER STOCK
HMC-30554DX	12"	54	1"	MTCG	2	0.087	2000	1/8" - 1/2" WALL THICKNESS
HMC-35566DX	14"	66	1"	MTCG	2	0.087	1800	1/8" - 1/2" WALL THICKNESS

Heavy Metal

"We cut a wide variety of angle, flat bar, round bar, and tubing up to 4" square and I have tried all of the blades out there for our 14" Dry Cut saw. The Tenryu Heavy Metal exceeds the performance of any other blade we have ever used, and provides the lowest cost per cut which adds to our bottom line."

**Hank Moss
Owner
HMW Fabrication**

Heavy Metal Plus

"We manufacture custom trailers, and frequently cut 1 1/4" flat bar and 3"x6" rectangular tubing. We recently began using the Tenryu Heavy Metal Plus blade and saw an immediate increase in cut life of four times what we had been experiencing with the carbide-tipped Tenryu Heavy Metal blade. We will be using these blades from now on!"

**Rick Davis
Lead Fabricator
Bohnenkamp Whitewater Customs**

Please note all safety instructions before use and adhere to instructions for maximum RPM speeds.

ALWAYS WEAR EYE PROTECTION that meets ANSI Z87.1 requirements and PROPERLY FUNCTIONING UPPER and LOWER GUARDS

Visit WWW.TENRYU.COM for more information

Heavy Metal Series



These Blades ROCK! Take Your Pick! Two Great Options Specifically Designed for Heavy Gauge Ferrous Metal Cutting.

Our newest offering for your Metalworkers! Both the HEAVY METAL and the HEAVY METAL PLUS are designed for users seeking affordability, quick cutting, and long cut-life; especially in heavier mild steel profiles and plate. Common end-users are:

- Industrial staircases, railings, mezzanines, platforms, grating, trailers, strut, etc.
- Rigging, oil field services equipment
- Plant and Equipment Maintenance and Repair (MRO)

Thin-Kerf design coupled with lower tooth count for effortless cutting of thick-wall mild steel (7" and 7-1/4" blades : 1/8"-1/4", 8" and 9" blades : 1/8" – 1/2", 12" and 14" blades : 1/8" – 1/2")

Good for Metal cutting saws (Evolution, SteelMax, MK Morse, Milwaukee, JEPSON, Makita, DeWALT, Worm-Drive circular saws, or other make)

HEAVY METAL

The Heavy Metal series feature select C-6 grade micro-grain carbide and affords excellent value, and long cut-life. The Heavy Metal Series incorporates an industry-leading super thin-kerf design; triple-chip grind (TCG) and modified triple-chip grind (MTCG) tooth geometries, and is well suited for job-site and shop applications.

Heavy Metal Series

MODEL NO.	DIA	TEETH	ARBOR	GRIND	RAKE	KERF	MAX RPM	APPLICATION
HM-18036D	7"	36	20mm	TCG	2	0.067	4000	1/8" - 1/4" WALL THICKNESS
HM-18536D	7-1/4"	36	5/8"KO	TCG	2	0.067	4800	1/8" - 1/4" WALL THICKNESS
HM-20342D	8"	42	5/8"KO	TCG	2	0.067	4300	1/8" or THICKER STOCK
HM-23048D	9"	48	1"	TCG	2	0.067	3000	1/8" or THICKER STOCK
HM-30554DX	12"	54	1"	MTCG	2	0.087	2000	1/8" - 1/2" WALL THICKNESS
HM-35566DX	14"	66	1"	MTCG	2	0.087	1800	1/8" - 1/2" WALL THICKNESS

Please note all safety instructions before use and adhere to instructions for maximum RPM speeds.

ALWAYS WEAR EYE PROTECTION that meets ANSI Z87.1 requirements and PROPERLY FUNCTIONING UPPER and LOWER GUARDS

Visit WWW.TENRYU.COM for more information

Steel-Pro for STAINLESS Series L

Now it is possible to cut stainless steel with greater efficiency on your low RPM metal-cutting saw

The Steel-Pro® for Stainless Series is the result of nearly two years of intensive product testing. Never before has cutting stainless steel been so easy and cost effective. The TENRYU Steel-Pro® for Stainless blades allow you to cut a wide variety of stainless steel materials with:

- **GREATLY IMPROVED CUTTING SPEED**
- **LESS BURR ON EDGES (resulting in tremendous time savings)**
- **NO SCORCHING OF THE STAINLESS**
- **REDUCED SPARKING**
- **FEWER BLADE CHANGES**

EACH BLADE FEATURES:

- Unique tooth design and geometry for smoother and easier cuts.
- Resin bond-filled laser expansion slots for reduced vibration.
- Grade of carbide for longer cutting life in stainless steel.

These blades, when used for the proper application, will save time and money.



CORD-FREE SERIES for STAINLESS STEEL

MODEL NO.	DIA	TEETH	ARBOR	GRIND	RAKE	KERF	MAX RPM	APPLICATION
CF-13556S	5-3/8"	56	20mm	MTCG	0	0.043	3700	Best for sheet stainless no thicker than 12 gauge. Not suitable for heavy stock



STEEL-PRO® for STAINLESS SERIES

MODEL NO.	DIA	TEETH	ARBOR	GRIND	RAKE	KERF	MAX RPM	APPLICATION
SPS-18064	7"	64	20mm	MTCG	0	0.063	4000	Best for sheet stainless no thicker than 12 gauge. Not suitable for heavy stock
SPS-20372	8"	72	5/8"	MTCG	0	0.071	4300	Best for sheet stainless no thicker than 12 gauge. Not suitable for heavy stock
SPS-23080	9"	80	1"	MTCG	0	0.071	3000	Best for sheet stainless no thicker than 12 gauge. Not suitable for heavy stock
SPS-30578	12"	78	1"	MTCG	10	0.087	1700	1/8"-1/4" wall thickness, angles, solid, etc.
SPS-30578A	12"	78	1"	MTCG	0	0.087	1700	Up to 1/4" wall thickness of Tubing(Round or Square) and Channels
SPS-35590	14"	90	1"	MTCG	10	0.087	1700	1/8"-1/4" wall thickness, angles, solid, etc.
SPS-35590A	14"	90	1"	MTCG	0	0.087	1700	Up to 1/4" wall thickness of Tubing(Round or Square) and Channels
SPS-355120	14"	120	1"	MATB	-3	0.079	1700	For thin gauge (14-16 gauge) stock, Great for tubing



USAGE REQUIREMENTS: ALL BLADES

- USE ONLY LOW RPM DRY-CUT SAWS ONLY
- 303 & 304 STAINLESS ONLY
- HIGHLY RECOMMENDABLE TO USE LUBRICANT OR WAX
- CLAMP MATERIAL SECURELY TO BASE

PART NO. SPS-30578 and SPS-35590

- MATERIAL WALL THICKNESS (1/8" to 1/4")
- NOT DESIGNED FOR TUBING

PART NO. SPS-30578A AND SPS-35590A

- MATERIAL WALL THICKNESS UP TO 1/4"
- GREAT FOR TUBING

PART NO. SPS-355120

- MATERIAL WALL THICKNESS (VERY THIN STOCK 14-16 GAUGE)
- GREAT FOR TUBING

PART NO. CF13556S, SPS-18064, SPS-20372 and SPS-23080

- MATERIAL THICKNESS 14 – 16 GAUGE, NO THICKER THAN 12 GAUGE
- GREAT FOR FLAT STOCK



Please note all safety instructions before use and adhere to instructions for maximum RPM speeds.

Visit WWW.TENRYU.COM for more information

Steel-Pro STABILIZER Series



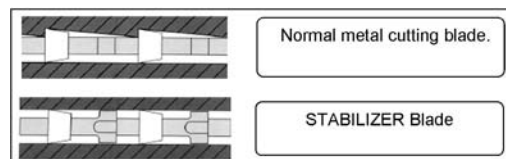
TENRYU establishes an even higher standard of steel-cutting excellence! TENRYU has raised the bar once again in the portable saw, steel-cutting industry!

Virtually all test monitors recognized better longevity of the blade. This "STABILIZER" technology stabilizes the blade in the cut with much less vibration during operation. Cleaner cuts, longer life and a more comfortable feeling are great benefits of "STABILIZER", making it more "User-friendly".

TENRYU blades do not require blade plate stabilizers, as is commonly known in the market. In fact, the patent pending design technology or our "STABILIZER" blade eliminates any need for a blade stabilizer and produces an even more effective job!

EACH BLADE FEATURES:

- "STABILIZER" plate (Pat. Pend.) improves the cutting performance
- Better straightness of cut
- Cleaner cuts
- Longer cutting life
- Reduced Burring
- Reduced scattering of steel debris
- Less vibration



MODEL NO.	DIA	TEETH	ARBOR	GRIND	RAKE	KERF	MAX RPM	APPLICATION
PRF-18536BWK	7-1/4"	36	5/8"KO	MTCG	0	0.079	5800	Good for 1/8" to 1/4" wall thickness.
PRF-18548BWK	7-1/4"	48	5/8"KO	MTCG	0	0.079	5800	New signature steel cutting blade for mechanical construction. Up to 1/8" wall thickness
PRF-20348BWK	8"	48	5/8"KO	MTCG	0	0.087	4300	All purpose steel cutting blade for mechanical construction. Up to 1/8" wall thickness
PRF-21048BWK	8-1/4"	48	5/8"KO	MTCG	0	0.087	5800	All purpose steel cutting blade for mechanical construction. Up to 1/8" thickness
PRF-23048BWK	9"	48	1"	MTCG	0	0.087	3700	All purpose steel cutting blade for mechanical construction. Up to 1/8" wall thickness
PRF-30560DK	12"	60	1"	TCG	0	0.098	2000	General purpose. Up to 3/8" wall thickness. For 12" Dry cutters(JEPSON, Makita, etc)
PRF-35572DK	14"	72	1"	TCG	0	0.098	1700	General purpose. Up to 3/8" wall thickness. For 14" Dry cutters

Steel-Pro® SELECT Series



The Steel-Pro® Select is TENRYU'S 2nd generation of mild steel cutting carbide tipped saw blades...Quieter!

These blades are designed to cut mild steel as STEEL-PRO® blades do, but cut quieter than STEEL-PRO® and last longer as well.

EACH BLADE FEATURES:

- Exclusive, two-ply plate design for self dampening and low noise operation
- Tough C-6 carbide for impact resistance and long cutting life.
- Inserted teeth with chip limiting steel support for added durability and safety.



Steel-Pro® Select Series

MODEL NO.	DIA	TEETH	ARBOR	GRIND	RAKE	KERF	MAX RPM	APPLICATION
PRF-18538DS	7-1/4"	38	5/8"KO	TCG	0	0.079	5800	Good for 1/8" to 1/4" wall thickness.
PRF-18548DS	7-1/4"	48	5/8"KO	TCG	0	0.079	5800	General purpose. Up to 1/8" wall thickness.
PRF-25550DS	10"	50	1", 5/8"	TCG	0	0.091	2500	General purpose. Up to 1/8" wall thickness. For 10" DRY CUTTERS ONLY
PRF-30560DS	12"	60	1"	TCG	0	0.094	2000	General purpose. Up to 3/8" wall thickness. For 12" Dry cutters (JEPSON, Makita, etc)
PRF-30580BWS	12"	80	1"	MTCG	-5	0.091	2000	Thin gauge wall material cutting (20 gauge to 1/16") with Dry cutters
PRF-35572DS	14"	72	1"	TCG	0	0.094	1800	General purpose. Up to 3/8" wall thickness. For 14" dry cutters
PRF-35590BWS	14"	90	1"	MTCG	-5	0.091	1800	Thin gauge wall material cutting (20 gauge to 1/16"). For dry cutters

Please note all safety instructions before use and adhere to instructions for maximum RPM speeds.

ALWAYS WEAR EYE PROTECTION that meets ANSI Z87.1 requirements and PROPERLY FUNCTIONING UPPER and LOWER GUARDS

Visit WWW.TENRYU.COM for more information



TENRYU's steel cutting carbide tipped saw blades give INDUSTRIAL PERFORMANCE



There may be other brands out there, but experience tells us that TENRYU is the one that industry turns back to for the most reliable, consistent quality.

Cut ferrous metals (**mild steel**) faster, cleaner and easier. Save time, money, the environment, and your respiratory health.

TENRYU'S complete series of steel cutting saw blades called "Steel-Pro®" makes light work out of all kinds of mild steel: steel studs, steel sheet, steel pipe, channel, threaded rod and much, much more.

Specially formulated C-6 carbide grade, combined with our unique tip design, resists breakage on impact and lasts longer, much longer than standard carbides or abrasive discs. Special tooth geometry with "inserted" tooth design greatly improves security of the tip, efficiency and durability.

Abrasive discs throw sparks and lots of dust including unhealthful fiberglass. You shouldn't be breathing it in!

Steel-Pro® blades reduce spark production and eliminate abrasive wheel dust.

Abrasive discs wear quickly, requiring frequent blade changes. Steel-Pro® blades allow you to keep working; eliminating down time for frequent blade changes. In addition, Steel-Pro® cuts 5 to 10 times faster than abrasives. Typically, one Steel-Pro® blade will outlast somewhere between 15 to 30 abrasive blades. Think of all that non-productive "down time".

Abrasive discs leave a sharp burr at the cutting edge that must be removed later. Steel-Pro® blades cut clean; eliminating this extremely time-consuming after-cut process. "Time is money". Steel-Pro® saves you BOTH!

EACH BLADE FEATURES:

- Rugged plates and specially formulated carbide tips with a special tooth grind for fast, clean cuts.
- High quality cuts without the clouds of dust and scorch marks associated with friction blades.
- Cool cuts that leave the work piece edge free of burrs.
- Reduced cost-per-cut and maximized performance for the operator as a result of fewer blade changes.

Please note all safety instructions before use and adhere to instructions for maximum RPM speeds.

Steel-Pro® Series MODEL NO.	DIA	TEETH	ARBOR	GRIND	RAKE	KERF	MAX RPM	APPLICATION
PRF-16048	6-1/4"	48	5/8"KO	MTCG	0	0.079	5300	For Corded, or Cordless saws. Up to 1/8" wall thickness.
PRF-18538BW	7-1/4"	38	5/8"KO	ATB	0	0.079	5800	Good for 1/8" to 1/4" wall thickness.
PRF-18548BW	7-1/4"	48	5/8"KO	ATB	0	0.079	5800	Our signature STEEL-PRO blade for mechanical construction. Up to 1/8" wall thickness
PRF-18548CBWD	7-1/4"	48	5/8"KO	MATB	0	0.073	5800	For mechanical construction. Up to 1/8" wall thickness
PRF-18556CB	7-1/4"	56	5/8"KO	ATAF	-10	0.071	5800	More number of teeth for cutting thin sheet steel (Flat stock only)
PRF-18570CBN	7-1/4"	70	5/8"KO	ATB	-10	0.069	5800	For very thin sheet steel (Flat stock only)
PRF-20348CBN	8"	48	5/8"KO	MTCG	0	0.087	4300	General purpose. Up to 1/8" wall thickness. For Milwaukee saw.
PRF-21048BW	8-1/4"	48	5/8"KO	MTCG	0	0.087	5800	General purpose. Up to 1/8" wall thickness. For Circular saws.
PRF-23048CBN	9"	48	1"	ATB	0	0.087	3700	General purpose. Up to 1/8" wall thickness. For 9" saws.
PRF-25550D	10"	50	1", 5/8"	TCG	0	0.091	2500	General purpose. Up to 1/8" wall thickness. For 10" DRY CUTTERS ONLY
PRF-25550DT	10"	50	1"	TCG	0	0.079	2500	General purpose. Up to 1/4" wall thickness. For 10" DRY CUTTERS ONLY
PRF-30560D	12"	60	1"	TCG	0	0.098	2000	General purpose. Up to 3/8" wall thickness. For 12" Dry cutters (JEPSON, Makita, etc)
PRF-35572D	14"	72	1"	TCG	0	0.094	1700	General purpose. Up to 3/8" wall thickness. For 14" Dry cutters
PRF-40580D	16"	80	1"	TCG	0	0.102	1700	For Dry cutters. Or foam insulated panel cutting with Makita beam saw



ALWAYS WEAR EYE PROTECTION that meets ANSI Z87.1 requirements and PROPERLY FUNCTIONING UPPER and LOWER BLADE GUARDS.

Pro Series for Non-Ferrous Metals



TENRYU'S superior quality line for extra heavy duty applications in non-ferrous metals, such as, aluminum, brass, bronze, copper, etc.



EACH BLADE FEATURES:

- Heavier, laser cut, fully-hardened blade bodies stay flatter and truer longer.
- Top-quality, fine-grain, premium grade carbide tips for smoother cuts and longer life.
- Tips are fine-finish honed on all surfaces down to 600 grit.
- Heavy duty plate for less deflection.

Pro Series for Non-Ferrous Metals

MODEL NO.	DIA	TEETH	ARBOR	GRIND	RAKE	KERF	MAX RPM	APPLICATION
PRA-21660DN	8-1/2"	60	5/8"	TCG	-5	0.110	7000	Industrial quality non-ferrous application
PRA-25580DN	10"	80	5/8"	TCG	-5	0.126	5870	General application. Up to 1/4" thick.
PRA-255100DN	10"	100	5/8"	TCG	-5	0.102	5870	Especially for thin extrusion. Up to 1/8"
PRA-305100DN	12"	100	1"	TCG	-5	0.134	5000	General application. Up to 1/4" thick.
PRA-305100DN2	12"	100	5/8"	TCG	-5	0.134	5000	For Double miter saws, radial arm saws. Up to 1/4" thick.
PRA-355100DN	14"	100	1"	TCG	-5	0.134	4300	General application. Up to 1/4" thick. NOT for Upcut saws

USE LUBRICATION when cutting

Cord-Free Series for Ferrous



Complete line of steel cutting saw blades made especially for cordless saws, great for mechanical construction (Electrical, HVAC, Plumbing, etc.)



EACH BLADE FEATURES:

- Ultra-thin, perfectly tensioned steel plates for true run. This saves precious battery power and life.
- Precision honed, high-grade carbide for easy cuts, and long life.

Cord-Free Series for Steel Cutting

MODEL NO.	DIA	TEETH	ARBOR	GRIND	RAKE	KERF	MAX RPM	APPLICATION
CF-13530M	5-3/8"	30	10mm	MTCG	0	0.059	3700	For cutting steel with 5-3/8" DeWALT cordless saw
CF-13532M	5-3/8"	32	20mm	MTCG	0	0.059	3700	For cutting steel with 5-3/8" 20mm arbor cordless saws
CF-13536M	5-3/8"	36	20mm	MTCG	0	0.049	3700	Premium steel cutting, great for spiral/square duct pipes
CF-13550M	5-3/8"	50	10mm	MTCG	0	0.055	3700	For cutting sheet steel with 5-3/8" DeWALT cordless saw
CF-16548M	6-1/2"	48	5/8"	MTCG	0	0.079	3900	For cutting steel with 6-1/2" cordless saws. Many manufacturers
CF-17340M	6-3/4"	40	20mm	ATB	0	0.071	3900	For DeWALT 6-3/4", or Milwaukee 6-7/8" metal cutting saws



Visit WWW.TENRYU.COM for more information

Industrial Series for Non-Ferrous



TENRYU has once again raised the standards in non-ferrous cutting.

- Up to 20" Diameter
- Resin filled laser cut slots to reduce cutting noise and reduce vibration
- Same market leading thin-kerf design to reduce cutting waste and improve sharp life
- Provides excellent value



Industrial Series for Non-Ferrous

MODEL NO.	DIA	TEETH	ARBOR	GRIND	RAKE	KERF	MAX RPM	APPLICATION	
IA-18542DN	7-1/4"	42	5/8"KO	TCG	-5	0.087	8300	Heavy gauge aluminum cutting. Up to 1/2" wall thickness.	NEW
IA-18560D	7-1/4"	60	5/8"KO	TCG	0	0.079	8300	General purpose for up to 1/4" thick. Great for extrusion.	
IA-20348DN	8"	48	5/8"KO	TCG	-5	0.087	7300	Heavy gauge aluminum cutting. Up to 1/2" wall thickness.	NEW
IA-20360DN	8"	60	5/8"KO	TCG	-5	0.087	7300	General purpose for up to 1/4" thick	
IA-21060DN	8-1/4"	60	5/8"KO	TCG	-5	0.087	7300	General purpose for up to 1/4" thick	
IA-21660DN	8-1/2"	60	5/8"KO	TCG	-5	0.087	7000	General purpose for up to 1/4" thick	
IA-25548DN	10"	48	5/8"	TCG	-5	0.094	5870	Heavy gauge aluminum cutting. For miter/chop saws.	NEW
IA-255100DN	10"	100	5/8"	TCG	-5	0.094	5870	For thin wall extrusions and use on slide-miter saws. Up to 1/16" thick	
IA-25560DN	10"	60	5/8"	TCG	-5	0.087	5870	For thicker wall up to 3/8" thick	
IA-25580DN	10"	80	5/8"	TCG	-5	0.094	5870	General purpose for up to 1/4" thick	
IA-305100DN	12"	100	1"	TCG	-5	0.110	5000	General purpose for up to 1/4" thick	
IA-30556DN	12"	56	1"	TCG	-5	0.094	5000	Heavy gauge aluminum cutting. For miter/chop saws.	NEW
IA-30580DN	12"	80	1"	TCG	-5	0.110	5000	For thicker wall up to 3/8" thick	
IA-355100DN	14"	100	1"	TCG	-5	0.118	4300	General purpose for up to 1/4" thick. NOT for Upcut saws	
IA-35564DN	14"	64	1"	TCG	-5	0.118	4300	Heavy gauge aluminum cutting. For miter/chop saws.	NEW
IA-405120DN	16"	120	1"	TCG	-5	0.134	3690	General purpose for up to 1/4" thick. NOT for Upcut saws	
IA-455120DN	18"	120	1"	TCG	-5	0.142	3400	General purpose for up to 1/4" thick. NOT for Upcut saws	
IA-510120DN	20"	120	1"	TCG	-5	0.150	3000	General purpose for up to 1/4" thick. NOT for Upcut saws	

Industrial Series for Non-Ferrous

Specialty Grind for Thin Stock

TENRYU introduces a unique grind of non ferrous cutting blade series for very thin stock, such as picture frame moulding, radiator fins or other thin-walled aluminum extruded materials.

The Regular Industrial Series for Non Ferrous has the anti-noise and anti-vibration design. However, this specialty thin stock non-ferrous cutting blade series performs even quieter and with less vibration. There is almost no deformation of the material after cutting and much less high pitch noise during the cut.

Industrial Series for Non-Ferrous

MODEL NO.	DIA	TEETH	ARBOR	GRIND	RAKE	KERF	MAX RPM	APPLICATION
IA-25596BX1	10"	96	5/8"	MTCG	-5	0.094	5870	For chop/Miter/Radial arm saw
IA-300108BX3	300mm	108	30mm	MTCG	-5	0.110	5100	For chop/Miter/Radial arm saw
IA-305108BX1	12"	108	5/8"	MTCG	-5	0.110	5000	For chop/Miter/Radial arm saw
IA-305108BX2	12"	108	1"	MTCG	-5	0.110	5000	For chop/Miter/Radial arm saw



USE LUBRICATION when cutting

Visit WWW.TENRYU.COM for more information

Alumi-Cut Series



TENRYU'S best value for your non-ferrous metal cutting needs. Thin Kerf. Excellent Cut Quality.

The Alumi-Cut Series offers true quality and affordability.

These blades are available in a wide variety of sizes to fit most popular job site and shop saws. Excellent results in aluminum, copper, brass, bronze and other non-ferrous metals. Even works well in many plastics. Also good for woodworking and plastic cutting when needed. Resharpenable for long life, the Alumi-Cut blades will help you improve your bottom line!



EACH BLADE FEATURES:

- Fully-hardened, expertly-tensioned tool steel bodies for true and accurate cuts.
- Appropriate triple-chip grind pattern for non-ferrous metals.
- Quality carbide ground to precision.

Alumi-Cut Series

MODEL NO.	DIA	TEETH	ARBOR	GRIND	RAKE	KERF	MAX RPM	APPLICATION
AC-18560D	7-1/4"	60	5/8"KO	TCG	0	0.079	8300	General purpose for up to 1/4" thick
AC-20360DN	8"	60	5/8"KO	TCG	-5	0.087	7300	General purpose for up to 1/4" thick
AC-21060DN	8-1/4"	60	5/8"KO	TCG	-5	0.087	7300	General purpose for up to 1/4" thick
AC-21660DN	8-1/2"	60	5/8"KO	TCG	-5	0.087	7000	General purpose for up to 1/4" thick
AC-255100DN	10"	100	5/8"	TCG	-5	0.094	5870	For thin wall extrusions and use on slide-miter saws. Up to 1/16" thick
AC-25560DN	10"	60	5/8"	TCG	-5	0.087	5870	For thicker wall up to 3/8" thick
AC-25580DN	10"	80	5/8"	TCG	-5	0.094	5870	General purpose for up to 1/4" thick
AC-305100DN	12"	100	1"	TCG	-5	0.110	5000	General purpose for up to 1/4" thick
AC-30580DN	12"	80	1"	TCG	-5	0.094	5000	For thicker wall up to 3/8" thick
AC-355100DN	14"	100	1"	TCG	-5	0.118	4300	General purpose for up to 1/4" thick
AC-380100DN	15"	100	1"	TCG	-5	0.118	4020	General purpose for up to 1/4" thick
AC-405120DN	16"	120	1"	TCG	-5	0.134	3690	General purpose for up to 1/4" thick, NOT for Upcut saws.

Cord-Free Series for Non-Ferrous

MODEL NO.	DIA	TEETH	ARBOR	GRIND	RAKE	KERF	MAX RPM	APPLICATION
CF-15254A	6"	54	1/2"	ATB	0	0.075	2600	For cutting aluminum with 6" Porter Cable trim saw
CF-16560A	6-1/2"	60	5/8"	ATB	0	0.079	3900	For cutting aluminum with 6-1/2" cordless saws. Many manufacturers

Plunge-Cut Series for Non-Ferrous

These blades are suitable for The FESTOOL KAPEX machines TS55, TS75 and others.

MODEL NO.	DIA	TEETH	ARBOR	GRIND	RAKE	KERF	MAX RPM	APPLICATION
PSA-16056D2	160 mm	56	20mm	TCG	-3	0.087	9250	Aluminum
PSA-21068D3	210 mm	68	30mm	TCG	-3	0.094	7300	Aluminum

USE LUBRICATION when cutting

Visit WWW.TENRYU.COM for more information

Tool Application Symbol Legend

The following symbols are used throughout this catalog to indicate the types of tools/machinery that certain series of blades are intended to be used with to achieve the highest performance and longevity.

PS	Plunge-cut Saw	L	Low RPM Dry Cut Saw
C	Circular Saw	M	Miter Saw
R	Radial Arm Saw	B	Battery Powered Saw

General Rules Of Thumb

General Rules of Thumb

Relating to Circular Saw Blades

More Teeth =

- Smoother Finished edges.
- Better for THIN materials.
- Slower cut.
- "Heavier" (harder to push) feeds.
- Increased load (amp draw) on the saw.
- Increased heat build-up at the tip.

Fewer Teeth =

- Faster cutting.
- Better for THICK materials.
- "Lighter" (easier to push) feeds.
- Reduced load (amp draw) on the saw.
- "Cooler" running tips for longer sharp-life.

Thin Kerf vs. Standard Kerf

Thin Kerf =

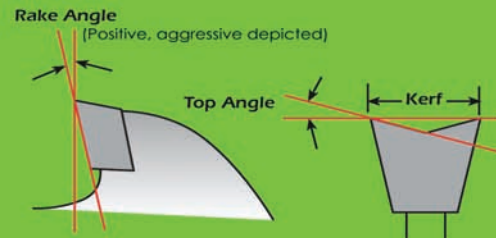
- Saves saw power.
- Reduces material waste.
- Cuts faster and easier.
- Cooler cutting tips.
- Requires SUPERIOR BLADE BODY (plate) technology to manufacture successfully.

Standard Kerf =

- Generally, heavier duty.
- Tendency for straighter cuts in severe cutting applications.
- Requires far greater saw power.
- "Hotter" running tips reduce SHARP-LIFE.
- Easier and less costly to manufacture.

Rake Angles:

a.k.a Hook Angles



When considering blades, refer to rake angle specifications in our catalog.

Aggressive Rake vs. Neutral or Negative Rake

Higher, Positive Rake Angles

- More aggressive and more efficient cutting.
- Greater tendency to "grab" materials.
- "Lighter" (easier to push) feeds.
- Cooler cutting tips (for longer "sharp-life").

1. Best suited for TABLE SAW applications.
2. NOT recommended for thin materials on MITER SAWS.
3. AVOID USE on RADIAL ARM saws. The potential for dangerous climb-cuts may exist

Neutral(0) and Negative Rake

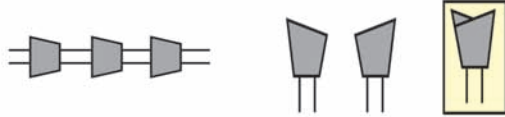
- Less aggressive, less efficient.
- Less tendency to "grab". Less "pull".
- Somewhat smoother edges.
- "Heavier" (harder to push) feeds.
- "Hotter" running tips reduce SHARP-LIFE

1. Well suited for TABLE SAW, MITER SAW and RADIAL ARM SAW use.
2. Less aggressive and better for thin or "splintery" material.
3. Much better for RADIAL ARM SAWS than positive rake angles

Tooth Geometry

TENRYU

Tooth Geometry



ATB (Alternate Top Bevel)
 Typical for cross-grain. Also used on ripping blades

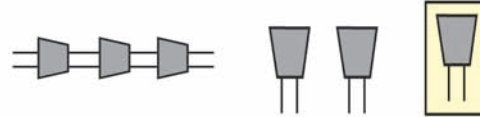
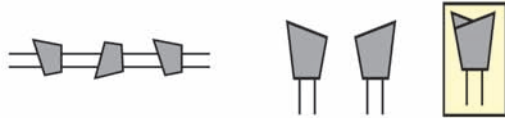
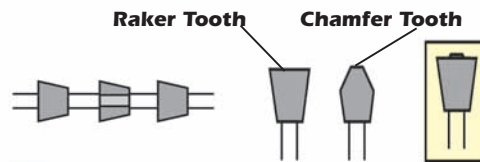


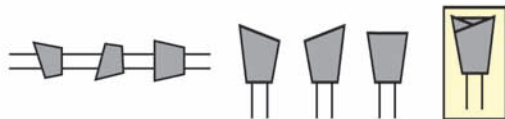
FIG (Flat Top Grind)
 - Most effective when cutting with the grain.



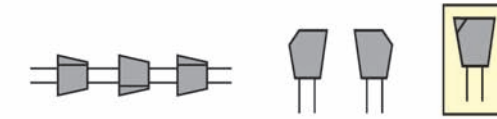
ATAF (Alternate Top Alternate Face)
 - Extra sharp cutting tips reduce load on saw.
 - Face beveling diverts cutting load left and right, instead of straight on.
 - Creates a better shearing action - especially in cross-grain, natural wood.




ICG (Triple Chip Grind)
 - Center of kerf is cut first. Then FLAT-TOP RAKER cleans out chips and widens the cut.
 - Commonly used for longer SHARP-LIFE in hard materials. Also good for ripping if RAKE is POSITIVE



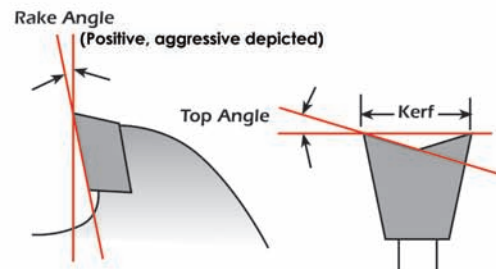
ATAFR (Alternate Top Alternate Face w/ Raker)
 - Also known as ATBR. **(If no face bevel)**
 - The FLAT-TOP RAKER sits LOWER, adds stability during cut and helps clean out and eject chips



MTCG (Modified Triple Chip Grind)
 - Commonly used for mild steel cutting



HATB (High, Alternate Top Bevel)
 - Steep, top bevel angle grind, combined with unaggressive rake angle for chip free cuts in melamine and the finest plywoods.



Each Tooth Honed to a Mirror Finish

The TENRYU grinding process is a painstaking one. Each tooth is perfectly honed. Proprietary cooling methods assist with creating mirror-like finishes on the carbide teeth.



All Blades Individually Inspected

Each blade is individually inspected with high-powered magnifiers to examine each tooth for proper honing and consistent tip-to-body braze.

Satisfaction Guaranteed

If a customer feels he or she has a less than perfect blade, rest assured. Satisfaction is guaranteed.

A Word About Safety

To help prevent serious injury, or even death:

- **Read, understand and follow all instructions** and warnings in the tool instruction manual as well as those provided with recommended accessories. This is absolutely essential!
- **Keep all guards in place** and in proper working order.
- **Learn, know and respect** all that you can about the causes and preventions of kickback with your saw. If you don't know, don't use the saw.
- **Maintain blades** and other power tool accessories with care. Keep blades sharp and clean for best and safest performance.
- **Be sure to mount and secure blades** on proper and appropriate tools according to the tool's instruction manual.
- **Always unplug the tool** before mounting blades.
- **Consider work area environment.** Keep all bystanders and fellow workers a safe distance away.
- **Always wear safety goggles** or safety glasses with side shields complying with current national standard and a full face shield when needed. This requirement includes other necessary workers in your work area. They need to be protected too!
- **Be sure to securely clamp workpieces and support evenly.** Check frequently to be sure clamps remain secure.

Warranty Policy

Tenryu America, Inc. guarantees all Tenryu products against defects in material and workmanship. Tenryu America, Inc. will repair or replace any product that our inspection proves to be defective in material or workmanship.

This warranty does not cover: a) abuse; b) misuse; c) normal wear and tear; d) improper application; e) failure to mount and secure product properly; f) alterations made to the product by other than Tenryu America, Inc. or Tenryu Authorized Facilities.

Tenryu America, Inc. authorizes no other warranty; written, verbal or implied.

Should you suspect a problem, call 1 (800) 951-SAWS(7297) and request a RGA form with a pre-assigned RGA#. Then send the product, freight prepaid, to Tenryu America, Inc. at 3601 Hargrave Drive, Hebron, KY 41048. The RGA form listing the complete description of the cutting application, machine being used, material description, etc. **must** be submitted with the product being claimed.

Tenryu will do its very best to conduct a prompt inspection and give a quick resolution to each claim request submitted properly.

Contents	
Alumi-Cut Series (AC)	5
Cord-Free Series for Ferrous (CF)	7
Cord-Free Series for Non-Ferrous (CF)	5
Heavy Metal Series (HM)	11
Heavy Metal Plus Series (HMC)	12
Industrial Series for Non-Ferrous (IA)	6
Plunge-Cut Series for Non-Ferrous (PSA)	5
Pro Series for Non-Ferrous (PRA)	7
Steel-Pro Series (PRF)	8
Steel-Pro Select Series (PRF)	9
Steel-Pro STABILIZER Series (PRF)	9
Steel-Pro for Stainless Series (SPS)	10

TENRYU AMERICA, INC.

TENRYU-Dependable, Precision Saw Blades

For the finest saw blades in the world, look no further than TENRYU. TENRYU is known around the globe as the premier manufacturer of quality saw blades. Satisfied customers attest to the reliable performance of TENRYU saw blades worldwide.

TENRYU America Inc. distributes saw blades in the Americas for TENRYU Saw Manufacturing Company, Ltd. With five manufacturing facilities, TENRYU is Japan's leading maker of industrial carbide-tipped saw blades.


TENRYU makes over 3,000 different types of carbide blades for woodworking, metalworking, plastic cutting and machining other composite materials.



TENRYU blends high-tech scientific techniques with old-world craftsmanship to ensure that its saw blades are unsurpassed in design and workmanship.

Designed for Ultimate Performance

Sound design is the foundation of TENRYU's high quality saw blades. To produce blades that give the finest cuts, our designers consider the material that will be cut, the type of machine that will be used for the cut and the desired outcome.



Individual Attention Given to Every Blade

Creating a TENRYU saw blade involves at least 40 separate processes that are executed by the most knowledgeable and experienced saw blade makers in the world. While produced in large quantity, every blade gets individual attention during production.

Only the Finest Steel Will Do

TENRYU uses only the very best steel in its quality blades. Incoming steel lots go through a host of inspections such as tests for consistency, tensile strength and hardness. Each lot must fall within a specified tolerance or it is not accepted. This means TENRYU suppliers must be especially careful manufacturing the steel to ensure quality.

Before production begins, every bit of steel is earmarked for a particular type of blade with specific instructions for each individual production plan. The blades are then blueprinted for the entire production run and coded so computers can track them from point one to final inspection.

Precision Plate Cutting, Hardening and Grinding Processes

TENRYU uses laser on high-end blades to incorporate thin-gap expansion slots. All TENRYU plates are hardened to at least 40 HRC so they can withstand heavy loads and continue working with excellent results.

All plates are guaranteed to be flat. TENRYU's proprietary flattening and surface grinding processes ensure plates that are distortion free and have uniform thickness.

Hand Craftsmanship Assures Proper Tensioning

Hammering is a special craft that is learned only through years of experience. Much like ancient swordsmiths, the saw doctors at TENRYU's factory are artisans. After the saw doctor determines the appropriate tensioning for the blade's application, he will use special hammers to level and tension. The plate leaves his hands flat and true and within tolerance for run-out and balance.

All specifications subject to change without notice.

TENRYU

Making Quality Saw Blades Since 1913

METALWORKING CATALOG



The Most Complete Range
of Metal Cutting Saw Blades
in the Industry

Ver. 9102M